## 5 é / Descriptions

SOD-323 .> / / x J´ ! - } 8 â 'ož
Silicon Diode in a SOD-323 Plastic Package.

## ¤ª / Features

• ¼ , † ½ož —)í D }ož
Fast switching diodes. HF Product.

## Ð ÷ / Applications

9 • ¼ èož
Switching diodes.

## Ã W ] Ô · / Equivalent Circuit

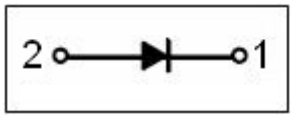


## • Û - æ / Pinning




PIN1:Cathode PIN2:Anode

## Z Ü B , M V / $h_{FE}$ Classifications & Marking

| | |
|---|---|
| Marking | S4H |

## Ã a ? d / Absolute Maximum Ratings(Ta=25 ; )

| @ ƒ<br>Parameter | … Z<br>Symbol | ƒ ›<br>Rating | % y<br>Unit |
|---|---|---|---|
| Reverse Voltage | $V_R$ | 80 | V |
| Peak Reverse Voltage | $V_{RM}$ | 90 | V |
| Average Rectified Output Current | $I_O$ | 150 | mA |
| Forward Continuous Current | $I_{FM}$ | 250 | mA |
| Repetitive Peak Forward Current | $I_{FRM}$ | 500 | mA |
| Non-Repetitive Peak Forward Surge Current | $I_{FSM}$ Ät=1.0 s Å | 2.0 | A |
| Power Dissipation | $P_D$ | 200 | mW |
| Junction Temperature | $T_j$ | 150 | |
| Storage Temperature Range | $T_{stg}$ | -65 150 | |

## Ô4ì × ? d / Electrical Characteristics(Ta=25 ; )

| @ ƒ<br>Parameter | … Z<br>Symbol | y ¡ Ú ^<br>Test Conditions | Â 4 ›<br>Min | Á º ›<br>Typ | Â Ý ›<br>Max | % y<br>Unit |
|---|---|---|---|---|---|---|
| Forward Voltage | $V_F$ | $I_F$=100mA | | | 1.2 | V |
| Reverse Leakage Current | $I_R$ | $V_R$=80V | | | 100 | nA |
| Breakdown Voltage | $V_{BR}$ | $I_R$=100 A | 80 | | | < |
| Reverse Recovery Time | $t_{rr}$ | $I_F$=10mA $V_R$=6.0V<br>$R_L$=100 | | | 4.0 | ns |
| Total Capacitance | $C_T$ | $V_R$=0.5V f=1.0MHz | | | 4.0 | pF |

## Ô ? d • Ž ¢ / Electrical Characteristic Curve

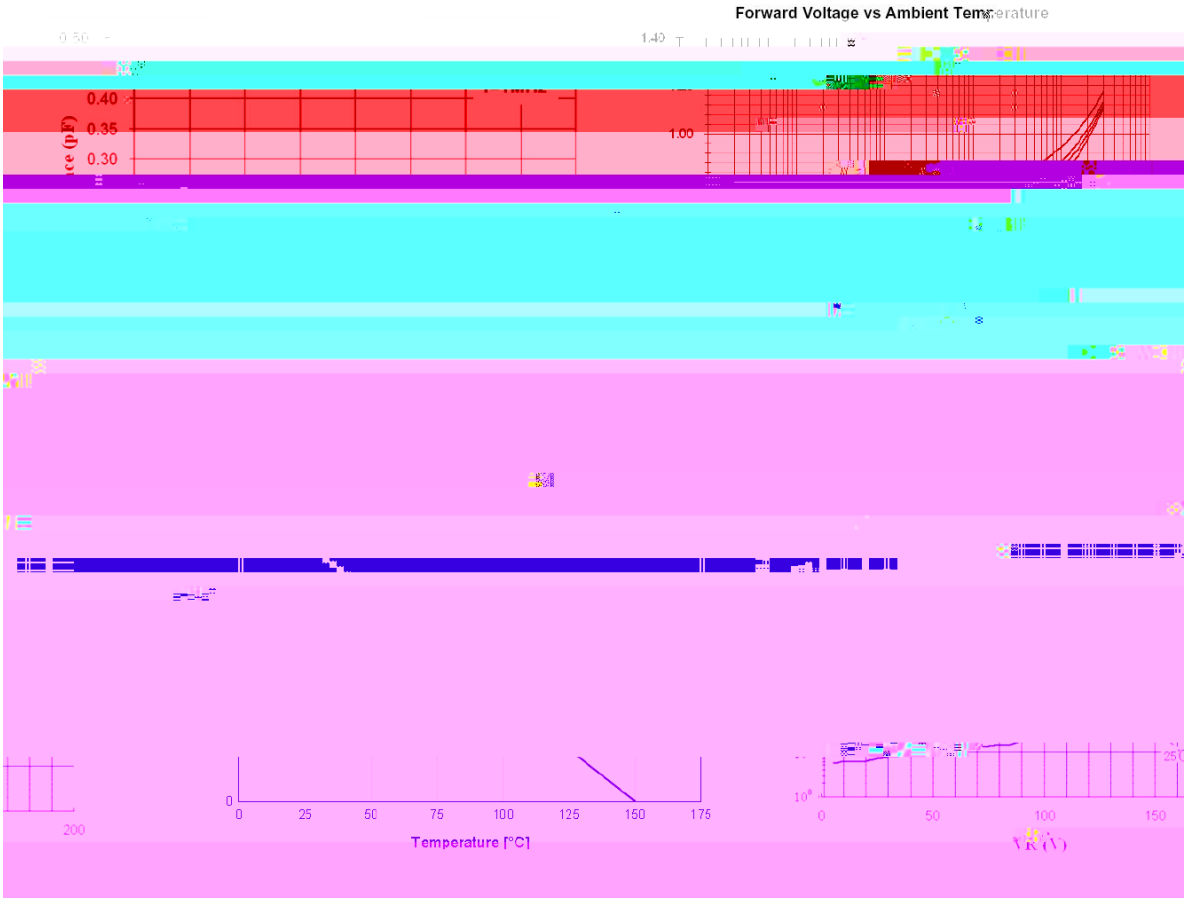

## , M y ƒ / Marking Instructions

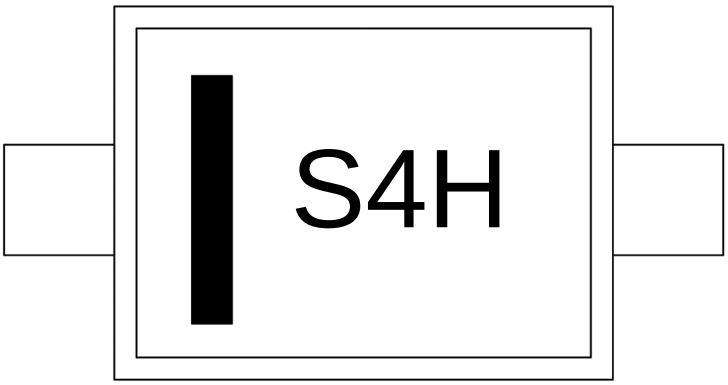


ª ¢ y

9 y º Z W A

. ¸ [ W A

Note:

S4: Product Type Code

H y Company Code

š WD t ... • Ž ¢ **(** x / **)** **/** : K S V K X G Z [ X K 6 X U L O R K L U X / 8 8 K L R U ] 9 U R J K X O T M 6