2SA608(K)

Rev.E Mar.-2016

蓝箭电子 BLUE ROCKET ELECTRONICS

DATA SHEET

/ Descriptions

TO-92 PNP Silicon PNP transistor in a TO-92 Plastic Package.

/ Features

2SA608(K) SP NP

The 2SA608(K) is classified into 2 types of S,NP according to the case outline.

/ Applications

General- purpose AMP, switching applications.

/ Equivalent Circuit

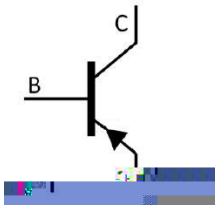

/ Pinning



PIN1 Base PIN 2 Collector PIN 3 Emitter

/ hFE Classifications & Marking

h_{FE} Classifications Symbol	D	E	F	G
h_{FE} Range	60~120	100~200	160~320	280~560

/ Absolute Maximum Ratings(Ta=25)

Parameter	Symbol		Rating	Unit
Collector to Base Voltage	V_{CBO}	2SA608	-40	V
		2SA608K	-55	
Collector to Emitter Voltage	V_{CEO}	2SA608	-30	V
		2SA608K	-50	
Emitter to Base Voltage	V_{EBO}		-5.0	V
Collector Current - Continuous	I_C		-100	mA
Collector Power Dissipation	P_C		400	mW
Junction Temperature	T_j		150	
Storage Temperature Range	T_{stg}		-55 150	

/ Electrical Characteristics(Ta=25)

Parameter	Symbol	Test Conditions	Min	Typ	Max	Unit
Collector Cut-Off Current	I_{CBO}	V_{CB}=-25V I_E=0			-1.0	μA
Collector Cut-Off Current	I_{CBO}	V_{CB}=-4.0V I_C=0			-1.0	μA
DC Current Gain	h_{FE}	V_{CE}=-6.0V I_C=-1.0mA	60		560	
Collector to Emitter Saturation Voltage	$V_{CE(sat)}$	I_C=-50mA I_B=-5.0mA			-0.5	V
Gain Bandwidth Product	f_T	V_{CE}=-6.0V I_C=-10mA		180		MHz
Output capacitance	C_{ob}	V_{CB}=-6.0V f=1.0MHz		7.0		pF
Turn On Time	t_{on}	V_{IN}=-12V V_{BB}=3.0V 		50		ns
Turn Off Time	t_{off}	V_{IN}=12V V_{BB}=-4.0V 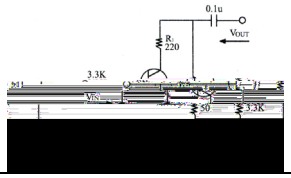		210		ns

/ Package Dimensions

TO-92 Unit: mm

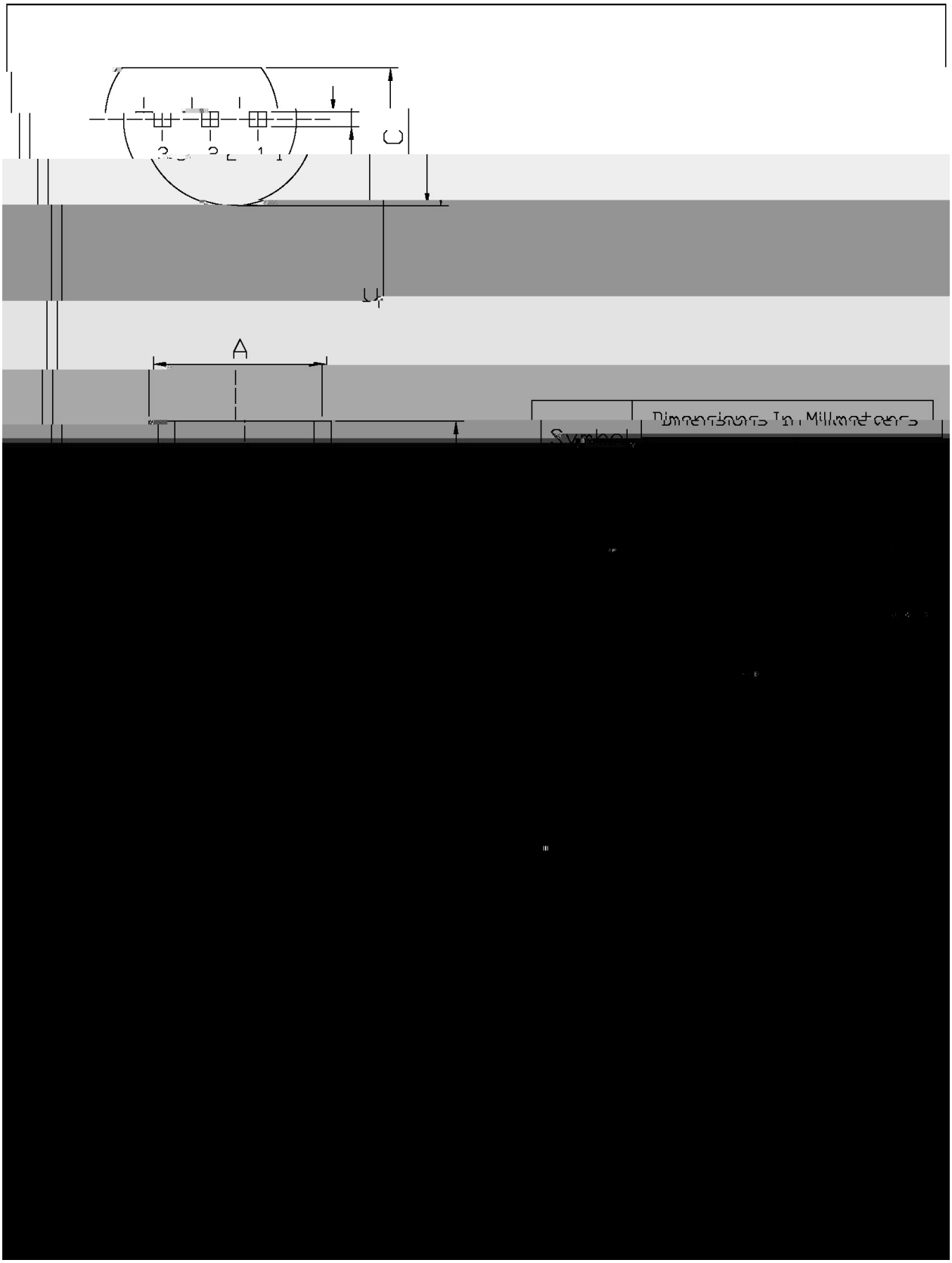

/ Marking Instructions

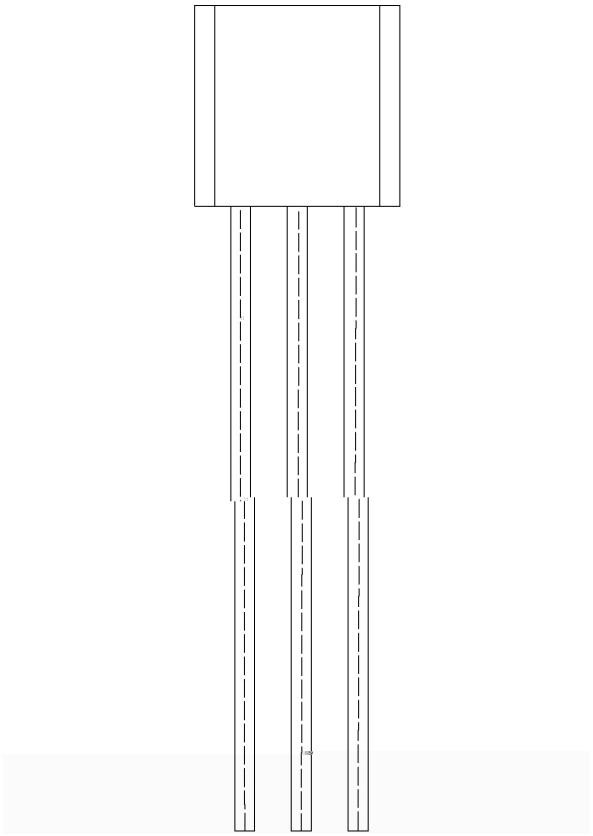

BR:

A608

D: h_{FE}

****

( ) / Temperature Profile for Dip Soldering(Pb-Free)



					Note:
1	25	150	60	90sec;	1.Preheating:25~150 , Time:60~90sec.
2	255±5			5±0.5sec;	2.Peak Temp.:255±5 , Duration:5±0.5sec.
3			2 10	/sec.	3. Cooling Speed: 2~10 /sec.

/ Resistance to Soldering Heat Test Conditions

270±5	10±1 sec.	Temp:270±5	Time:10±1 sec

/ Packaging SPEC.

/ BULK

Package Type 封装形式	Units 包装数量	Dimension 314	0