v ̈Ǫ Parameter	ɬ N Symbol		̈Ǫ Ö Rating	D Ɉ Unit
Collector to Base Voltage	V_{CBO}	2SA778	-150	V
		2SA778A	-180	
Collector to Emitter Voltage	V_{CEO}	2SA778	-150	V
		2SA778A	-180	
Emitter to Base Voltage	V_{EBO}		-5.0	V
Collector Current - Continuous	I_C		-50	mA
Collector Power Dissipation	P_C		200	mW
Junction Temperature	T_j		150	
Storage Temperature Range	T_{stg}		-55 150	

v ̈Ǫ Parameter	ɬ N Symbol	⊥ ; ǂ Ţ Test Conditions	ɷ ṇ Ö Min	Ɛ ʒ Ö Typ	ɷ ᶻ Ö Max	D Ɉ Unit

/ Electrical Characteristic Curve

Pc — Ta

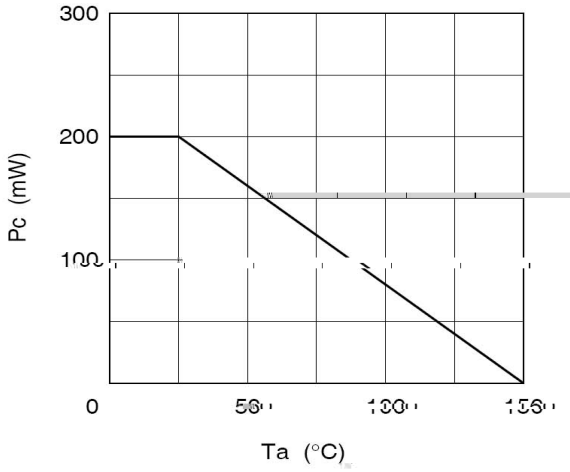

I_C — V_{CE}

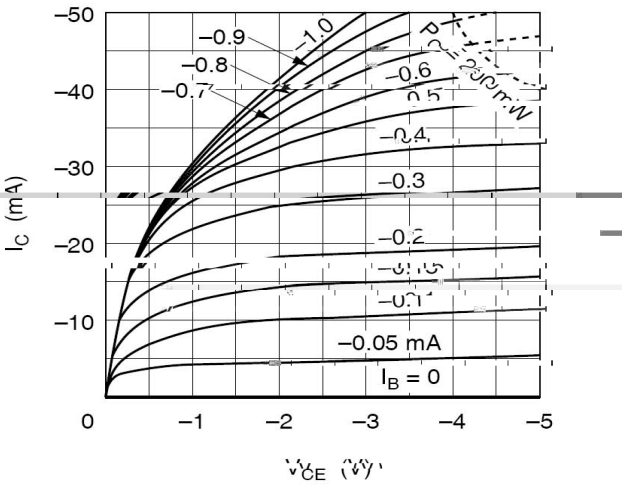

I_C — V_{CE}

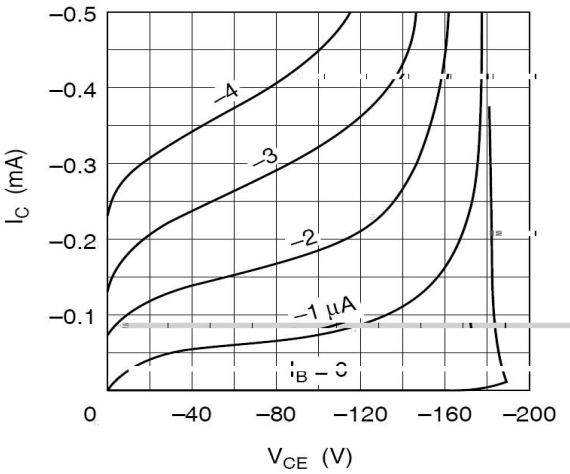

I_{CBO} — V_{CB}

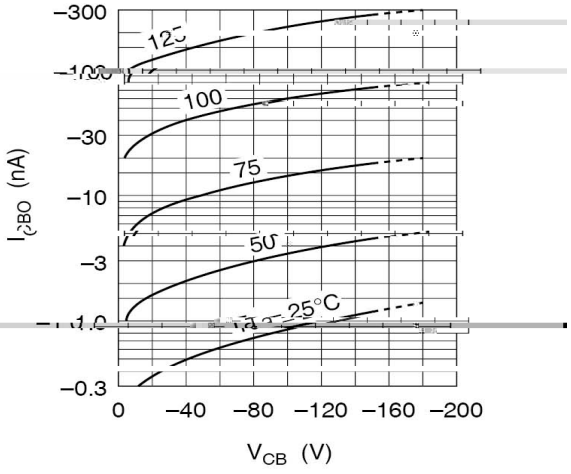

h_{FE} — I_C

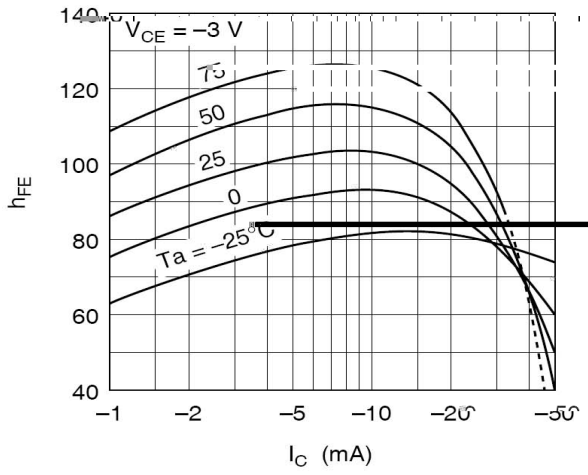

$V_{CE\ (sat)}$ — I_C

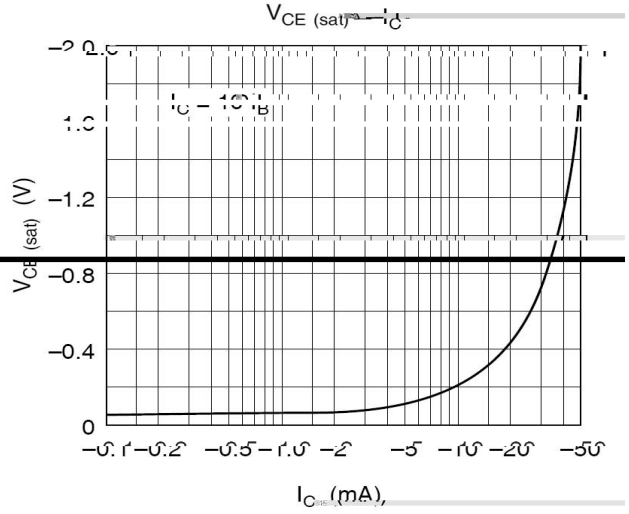

/ Package Dimensions

TO-92 Unit: mm

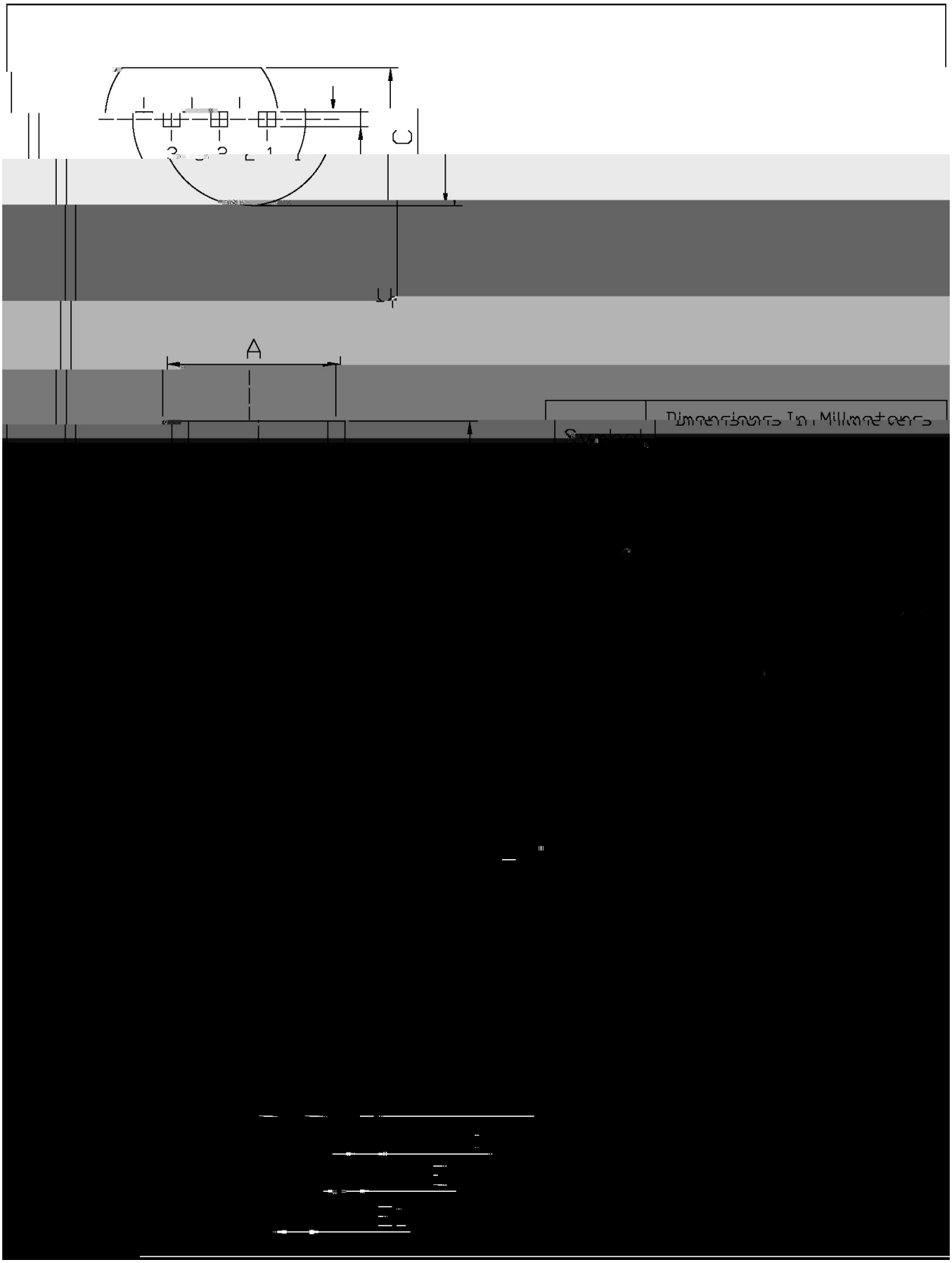

/ Marking Instructions

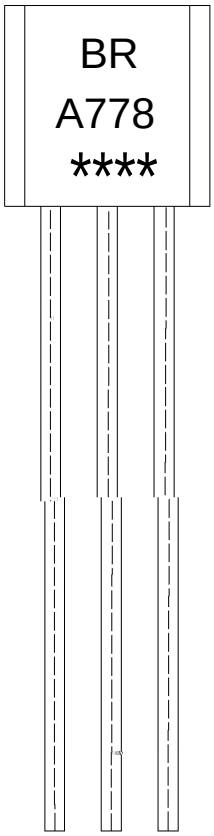

ب ˝ χ

EU=	ѭ ʒ ᴵ ᴵ
D : : ; χ	ѭ ʒ ᴺ ᴵ
---- χ	ѭ ɨ ɨ ŋ̈ ᴺ ᴵ ɨ ɨ ɨ ŋ̈ ᴺ ᴵ ɨ

Note:

BR:	Company Code.
D : : ; :	Product Type.
****:	Lot No. Code,code change with Lot No.

( ) / Temperature Profile for Dip Soldering(Pb-Free)

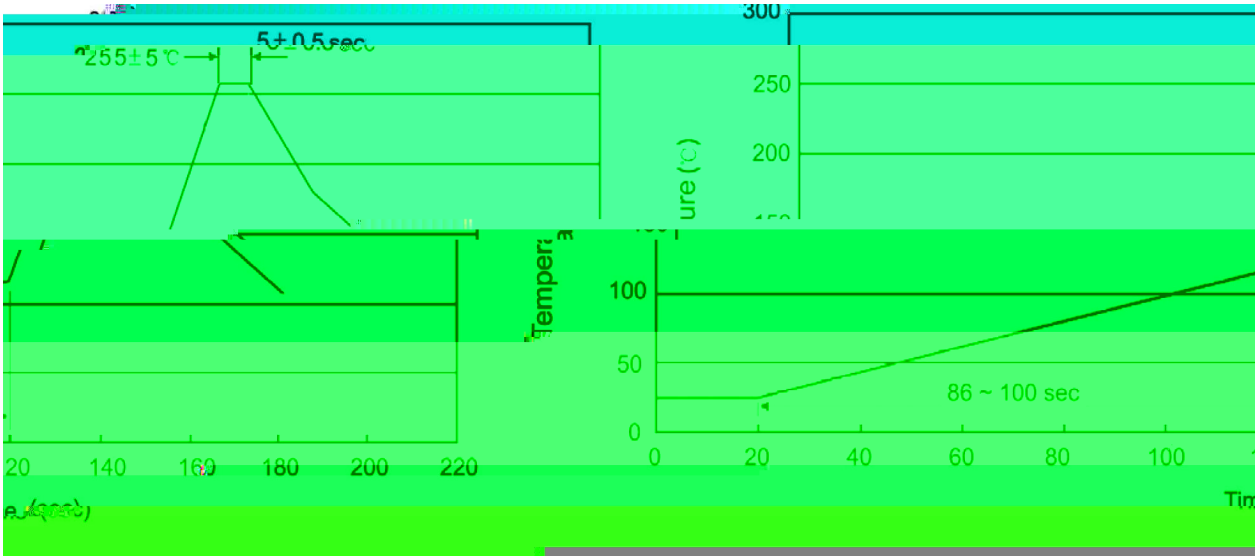

ب ˝ χ

1 ǂ ♬ □ ỷ 25 Ḱ 150 ɬ ı `H ڑ 60 Ḱ 90sec;

2 Š Ö □ ỷ 255 ° 5 ɬ ı `H ڑ ˋY ⺈ ⺮ 5 ° 0.5sec;

3 ì ˙ ⺈ ˛ ɔ ھ ỷ ⺮ 2 Ḱ 10 ɬ /sec.

Note:

1.Preheating:25~150 ɬ , Time:60~90sec.

2.Peak Temp.:255 ° 5 ɬ , Duration:5 ° 0.5sec.

3. Cooling Speed: 2~10 ɬ /sec.

/ Resistance to Soldering Heat Test Conditions

□ ỷ χ 270 ° 5 ɬ `H ڑ χ 10 ° 1 sec. Temp:270±5 Time:10±1 sec

/ Packaging SPEC.

ˋΩ̣ ţ ɣ ᴇ / BULK

Package Type	Units					Dimension (unit mm3)		
	Units/Bag /	Bags/Inner Box /	Units/Inner Box /	Inner Boxes/Outer Box /	Units/Outer Box /	Bag	Inner Box	Outer Box
TO-92	1,000	10	10,000	5	50,000	135×190	237×172×102	560×245×195
	1,000	10	10,000	10	100,000	135×190	237×172×102	560×245×375

⺈ Ṿ ɣ ᴇ / AMMO

Package Type	Units					Dimension (unit mm3)	
	Units/tape /	Tape/Inner Box /	Rows/Inner Box /	Inner Boxes/Outer Box /	Units/Outer Box /	Inner Box	Outer Box
TO-92	3,000	1	120	10	30,000	328×230×42	480×346×235 547×407×268

/ Notices