/ Descriptions

SOT-23 PNP Silicon PNP transistor in a SOT-23 Plastic Package.

/ Features

2SC1623

Complementary pair with 2SC1623.

/ Applications

Audio frequency amplifier application.

/ Equivalent Circuit

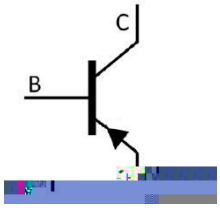

/ Pinning



PIN1 Base PIN 2 Emitter PIN 3 Collector

/ h_{FE} Classifications & Marking

h_{FE} Classifications Symbol	O	Y	G	L
h_{FE} Range	90 180	135 270	200 400	300 600
Marking	HM4	HM5	M6H	HM7

Parameter	Symbol	Rating	Unit
Collector to Base Voltage	V_{CBO}	-60	V
Collector to Emitter Voltage	V_{CEO}	-50	V
Emitter to Base Voltage	V_{EBO}	-5.0	V
Collector Current	I_C	-100	mA
Collector Power Dissipation	P_C	200	mW
Junction Temperature	T_j	150	
Storage Temperature Range	T_{stg}	-55 150	

/ Electrical Characteristic Curve

PT – Ta

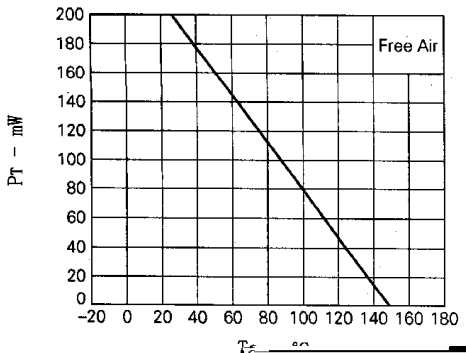

IC – VBE

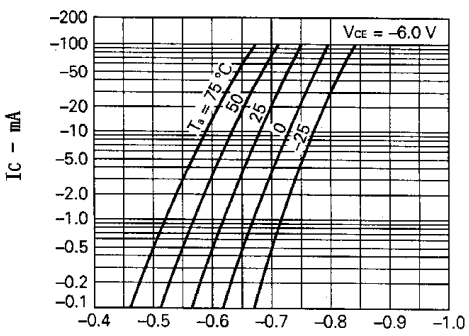

IC – VCE

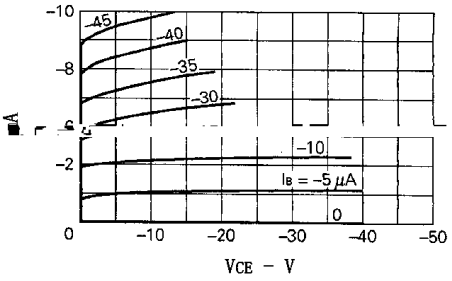

hFE – IC

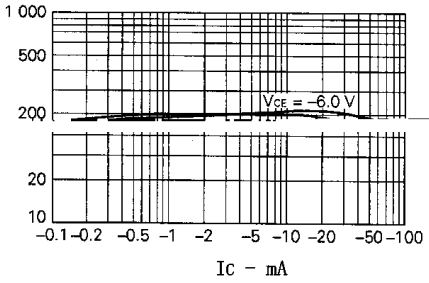

VCE(sat)/VBE(sat) – IC

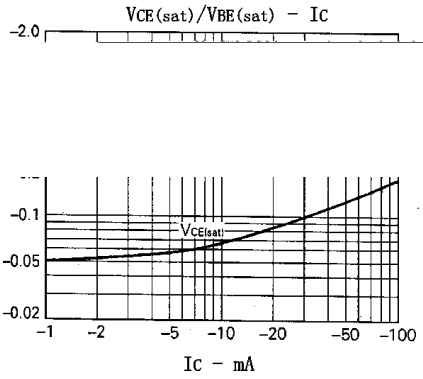

fT – IE

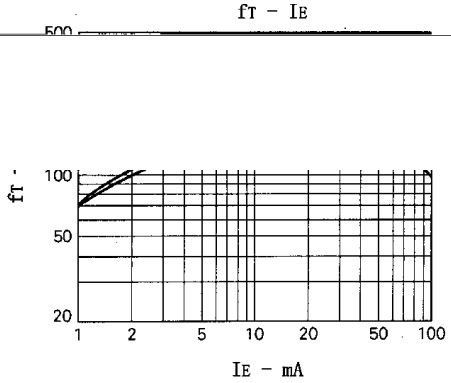

Cob – VCB

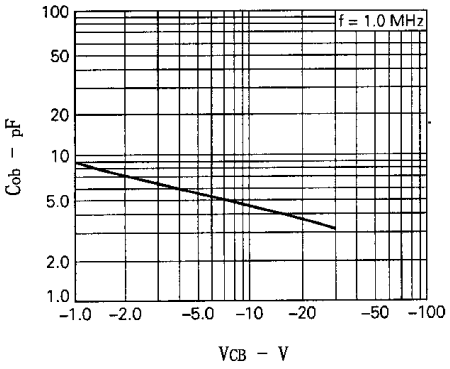

/ Package Dimensions

SOT-23 单位：mm



/ Marking Instructions

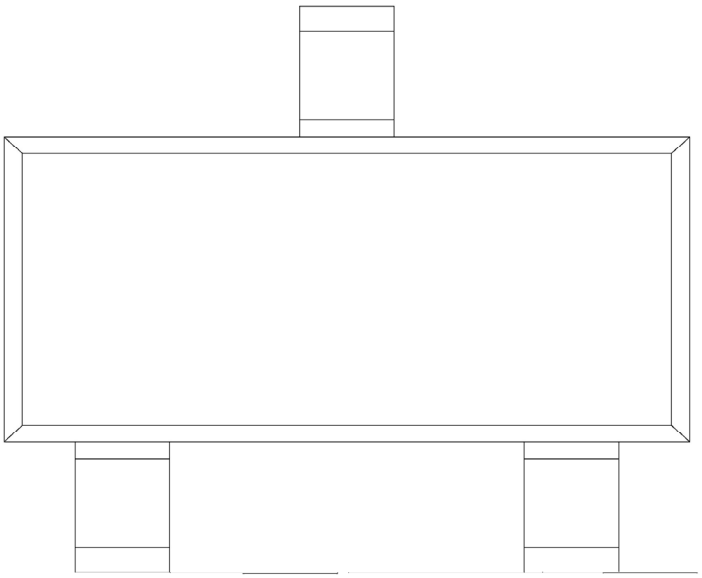

H

M4

( ) / Temperature Profile for IR Reflow Soldering(Pb-Free)

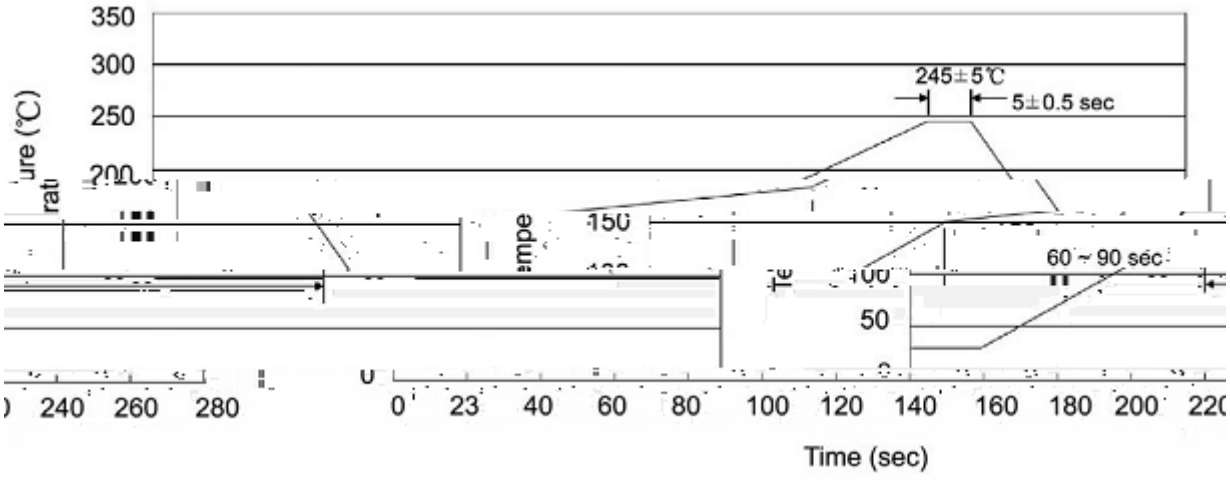

			Note:	
1	25 150	60 90sec;	1.Preheating:25~150	, Time:60~90sec.
2	245±5	5±0.5sec;	2.Peak Temp.:245±5	, Duration:5±0.5sec.
3	2 10 /sec.		3. Cooling Speed: 2~10 /sec.	

/ Resistance to Soldering Heat Test Conditions

260±5	10±1 sec.	Temp.:260±5	Time:10±1 sec

/ Packaging SPEC.

/ REEL

Package Type	Units					Dimension		(unit mm^3)