2SB1182

Rev.E May.-2016

DATA SHEET

/ Descriptions

WR0585 Ṃ Ṃ Ł SQS Æ Ṁ ч s ǁ ˀ Silicon PNP transistor in a TO-252 Plastic Package.

/ Features

ت ᵓ я ں ṇ /љ 5VG4 : 8 ; Ӣ ʹ

Low $V_{CE(sat)}$, complements the 2SD1758.

/ Applications

ȶ̂ ̂ ̂ ʌ ǀ ' ѡ̣ ᶻ

Medium power amplifier applications.

/ Equivalent Circuit

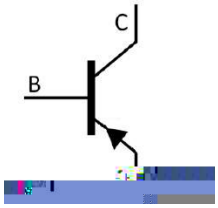

/ Pinning



PIN1 χ Base PIN 2,4 χ Collector PIN 3 χ Emitter

/ h_{FE} Classifications & Marking

h_{FE} Classifications Symbol	P	Q	R
h_{FE} Range	82 180	120 270	180 390

/ Absolute Maximum Ratings(Ta=25)

v ̈Ω̣ Parameter	ɬ N Symbol	̈Ω̣Ö Rating	D Ḫ Unit
Collector to Base Voltage	V_{CBO}	-40	V
Collector to Emitter Voltage	V_{CEO}	-32	V
Emitter to Base Voltage	V_{EBO}	-5.0	V
Collector Current - Continuous	I_C	-2.0	A
Collector Current - Continuous	I_{CM}	-3.0	A
Collector Power Dissipation	P_C	1.0	W
Collector Power Dissipation	P_C(Tc=25)	10	W
Junction Temperature	T_j	150	
Storage Temperature Range	T_{stg}	-55 150	

/ Electrical Characteristics(Ta=25)

v ̈Ω̣ Parameter	ɬ N Symbol	⊥⊥ ;ɬ Ţ Test Conditions	ω̣ ṇ Ö Min	Ɛ ʒ Ö Typ	ω̣ ᶻ Ö Max	D Ḫ Unit
Collector to Base Breakdown Voltage	V_{CBO}	I_C=-50 A I_E=0	-40			V
Collector to Emitter Breakdown Voltage	V_{CEO}	I_C=-1.0mA I_B=0	-32			V
Emitter to Base Breakdown Voltage	V_{EBO}	I_E=-50 A I_C=0	-5.0			V
Collector Cut-Off Current	I_{CBO}	V_{CB}=-20V I_E=0			-1.0	A
Emitter Cut-Off Current	I_{EBO}	V_{EB}=-4.0V I_C=0			-1.0	A
DC Current Gain	h_{FE}	V_{CE}=-3.0V I_C=-0.5A	82		390	
Collector to Emitter Saturation Voltage	$V_{CE(sat)}$	I_C=-2.0A I_B=-0.2A		-0.5	-0.8	V
Transition Frequency	f_T	V_{CE}=-5.0V I_C=-0.5A f=30MHz		100		MHz
Collector output capacitance	C_{ob}	V_{CB}=-10V I_E=0 f=1.0MHz		50		pF

/ Electrical Characteristic Curve



/ Package Dimensions

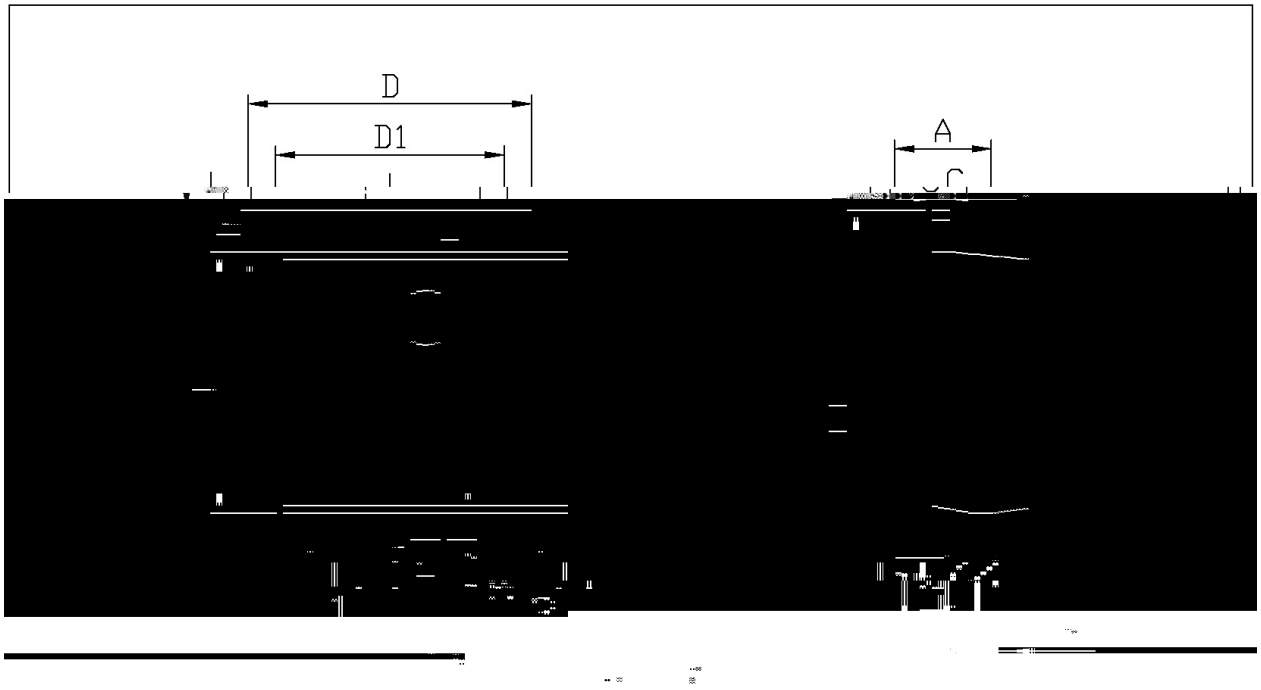

0.00	0.10	D1	5.10	5.50	K

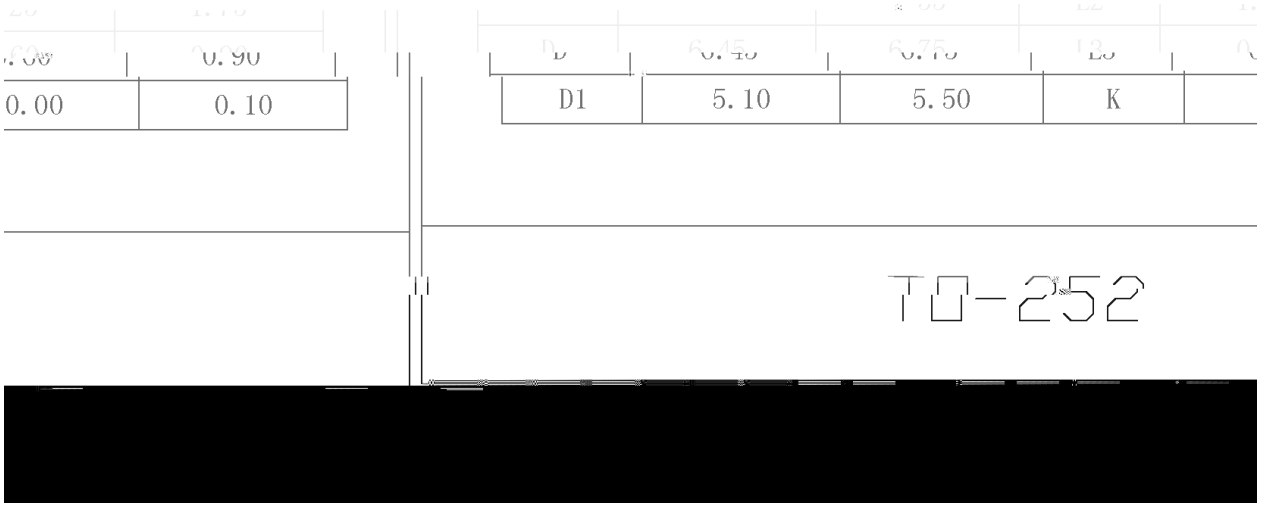

/ Marking Instructions

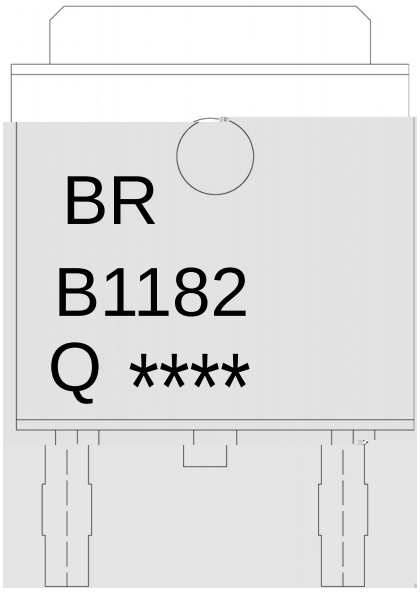

ب ˝ χ	
BR χ	ⰼ ⰳ ⱈ ⱒ
E44 ; 5 χ	ⰼ ⰴ ⱓ ⱒ
T=	ⰼ kIH ʿ ⁶ ⱒ
---- χ	ⰼ ⰰ ⰼ ⱉ ⱓ ⱒ ⰰ ⰼ ⰼ ⱉ ⱓ ⱐ ⱕ

Note:

BR:	Company Code
B1182:	Product Type.
Q:	h_{FE} Classifications Symbol
****:	Lot No. Code, code change with Lot No.

( ) / Temperature Profile for IR Reflow Soldering(Pb-Free)

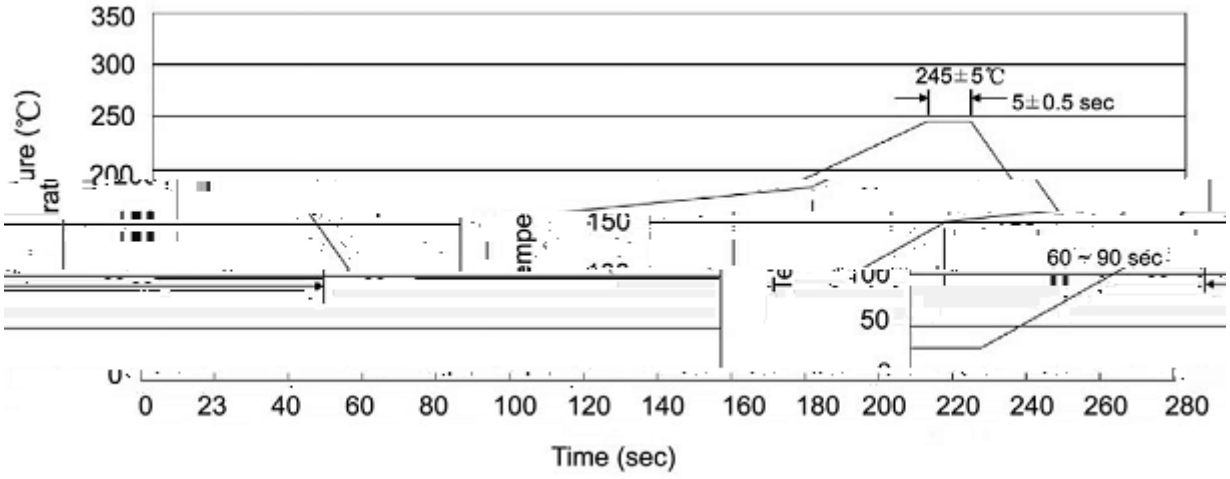

ب ˝ χ

1 أ ♬ □ ỷ 25 Ḱ 150 ɫ ı `H ڑ 60 Ḱ 90sec;

2 Š Ö □ ỷ 245 ° 5 ɫ ı `H ڑ ˋY ⺈ ⺾ 5 ° 0.5sec;

3 ì ˙ ⺈ ˛ ɔ ھ ỷ ⺾ 2 Ḱ 10 ɫ /sec.

Note:

1.Preheating:25~150 ɫ , Time:60~90sec.

2.Peak Temp.:245 ° 5 ɫ , Duration:5 ° 0.5sec.

3. Cooling Speed: 2~10 ɫ /sec.

/ Resistance to Soldering Heat Test Conditions

□ ỷ χ 260 ° 5 ɫ `H ڑ χ 10 ° 1 sec. Temp.:260±5 Time:10±1 sec

/ Packaging SPEC.

ɔ` γ ⊢ / REEL

Package Type	Units				Dimension (unit mm^3)
	Units/Reel /	Reels/Inner Box /	Units/Inner Box /	Inner Boxes/Outer Box /	