2SB1295

Rev.F Apr.-2017

Parameter	Symbol	Rating	Unit
Collector to Base Voltage	V_{CBO}	-15	V
Collector to Emitter Voltage	V_{CEO}	-15	V
Emitter to Base Voltage	V_{EBO}	-5.0	V
Collector Current	I_C	-800	mA
Collector Current(Pulse)	I_{CP}	-3.0	A
Collector Power Dissipation	P_C	200	mW

Collector t3.3 0539.7tor to Btage

/ Electrical Characteristic Curve



/ Package Dimensions



/ Marking Instructions

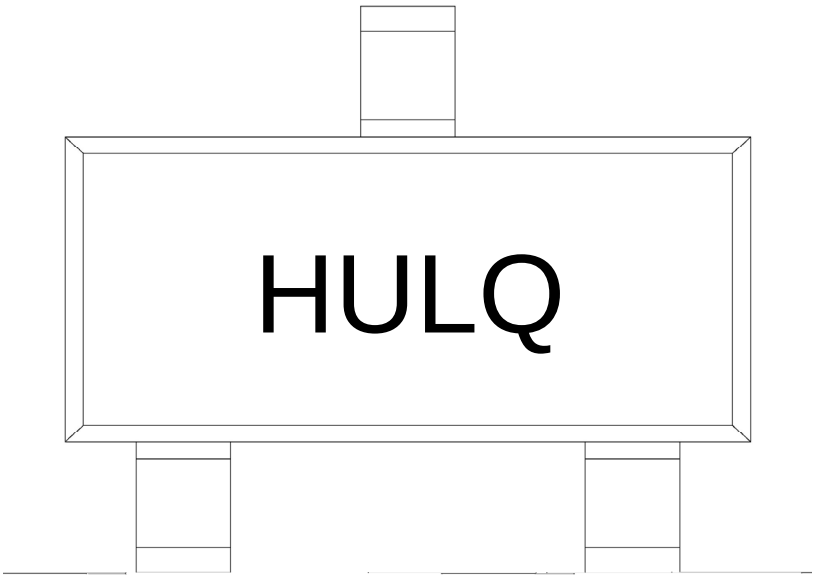

H	
UL	
Q	h_{FE}

Note:

H	Company Code
UL	Product Type Code
Q	h_{FE} Classifications Symbol Code

( ) / Temperature Profile for IR Reflow Soldering(Pb-Free)

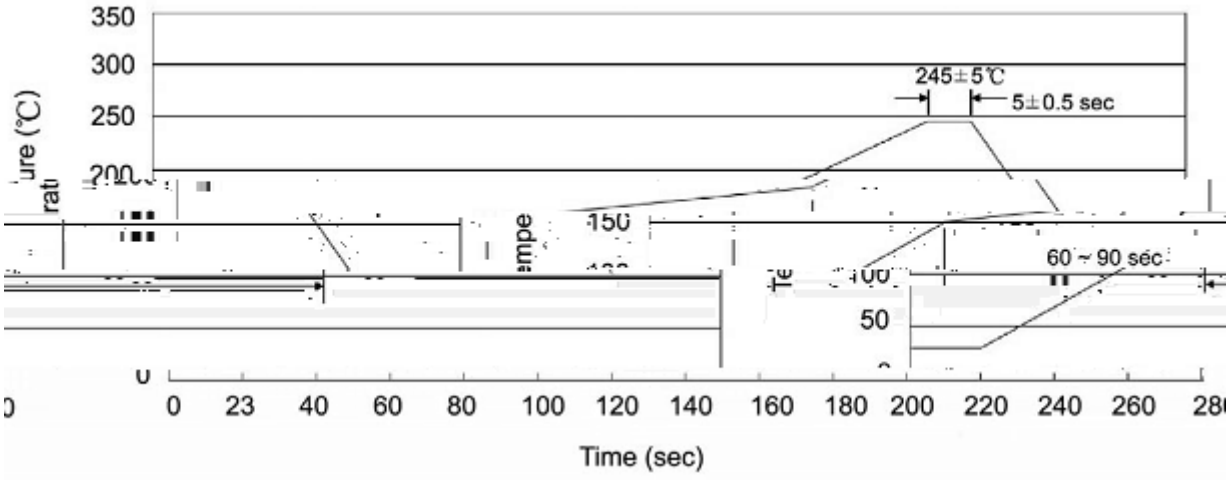

Note:

1 25 150 60 90sec;

1.Preheating:25~150 , Time:60~90sec.

2 245±5 5±0.5sec;

2.Peak Temp.:245±5 , Duration:5±0.5sec.

3 2 10 /sec.

3. Cooling Speed: 2~10 /sec.

/ Resistance to Soldering Heat Test Conditions

260±5 10±1 sec. Temp.:260±5 Time:10±1 sec

/ Packaging SPEC.

/ REEL

Package Type	Units					Dimension		(unit mm^3)
	Units/Reel /	Reels/Inner Box /	Units/Inner Box /	Inner Boxes/Outer Box /	Units/Outer Box /	Reel	Inner Box	Outer Box
SOT-23	3,000	10	30,000	6	180,000	7 ×8	180×120×180	390×385×205

/ Notices