/ Descriptions

TO-126F PNP Silicon PNP transistor in a TO-126F Plastic Package.

/ Features

, h_{FE}

Low saturation voltage, excellent h_{FE} linearity and high h_{FE}.

/ Applications

3 , ,

Output stage of 3 watts audio amplifier, voltage regulator, DC-DC converter and relay driver.

/ Equivalent Circuit

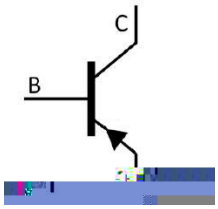

/ Pinning



PIN1 Emitter PIN 2 Collector PIN 3 Base

/ h_{FE} Classifications & Marking

h_{FE} Classifications Symbol	R	Q	P	E
h_{FE} Range	60 120	100 200	160 320	200 400

/ Absolute Maximum Ratings(Ta=25)

Parameter	Symbol	Rating	Unit
Collector to Base Voltage	V_{CBO}	-40	V
Collector to Emitter Voltage	V_{CEO}	-30	V
Emitter to Base Voltage	V_{EBO}	-5.0	V
Collector Current - Continuous	I_C	-3.0	A
Peak Collector Current – Continuous	I_{CP}	-7.0	A
Collector Power Dissipation	P_C	1.0	W
	$P_C(T_C=25$)	10	W
Junction Temperature	T_j	150	
Storage Temperature Range	T_{stg}	-55 150	

/ Electrical Characteristics(Ta=25)

Parameter	Symbol	Test Conditions	Min	Typ	Max	Unit
Collector Cut-Off Current	I_{CBO}	V_{CB}=-30V I_E=0			-1.0	μA
Emitter Cut-Off Current	I_{EBO}	V_{EB}=-3.0V I_C=0			-1.0	μA
DC Current Gain	$h_{FE(1)}$	V_{CE}=-2.0V I_C=-1.0A	60	160	400	
	$h_{FE(2)}$	V_{CE}=-2.0V I_C=-20mA	30	220		
Collector to Emitter Saturation Voltage	$V_{CE(sat)}$	I_C=-2.0A I_B=-0.2A		-0.3	-0.5	V
Base to Emitter Saturation Voltage	$V_{BE(sat)}$	I_C=-2.0A I_B=-0.2A		-1.0	-2.0	V
Transition Frequency	f_T	V_{CE}=-5.0V I_C=-0.1A		80		MHz
Output Capacitance	C_{ob}	V_{CB}=-10V I_E=0 f=1.0MHz		55		pF

/ Electrical Characteristic Curve



/ Package Dimensions

单位：mm

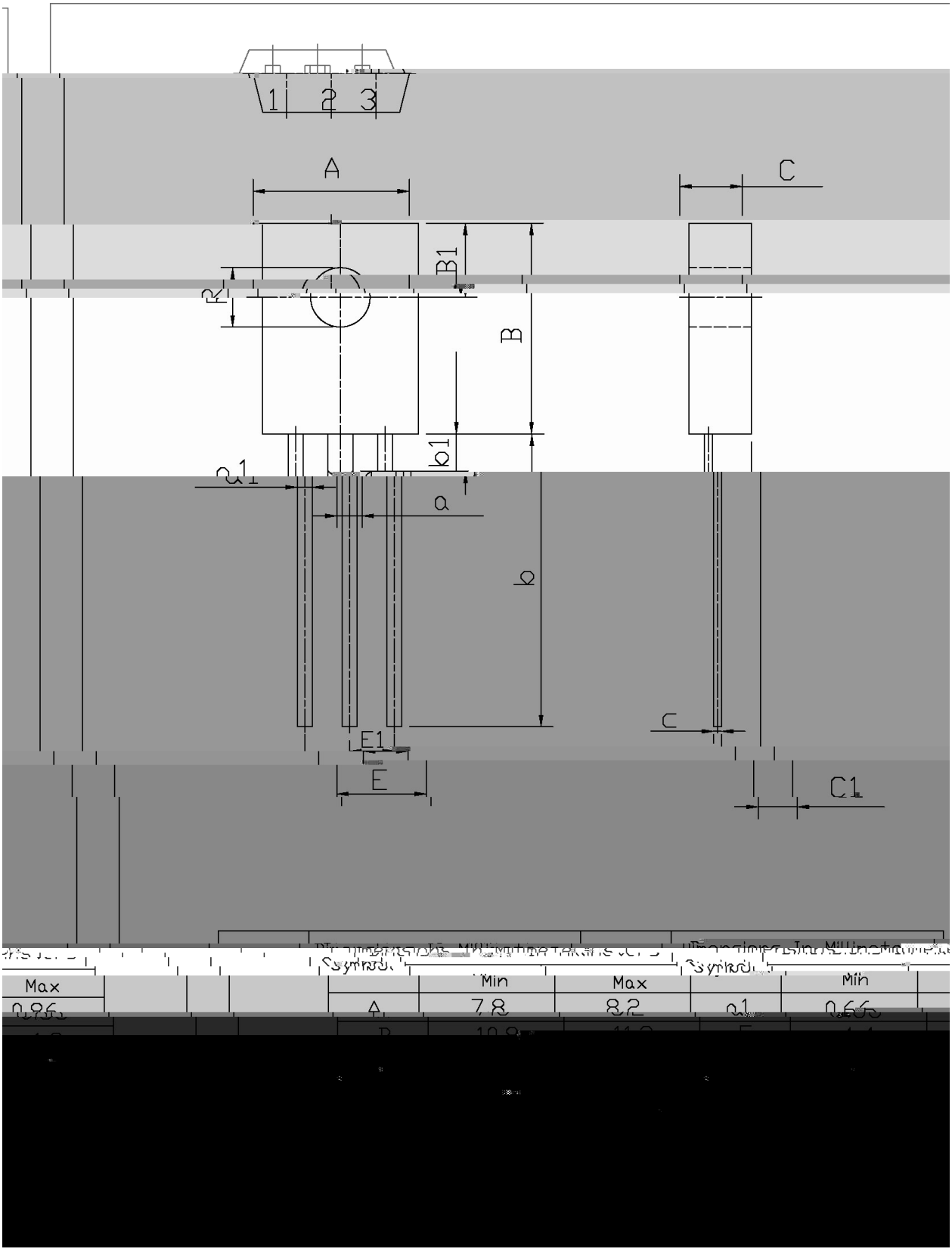

Symbol	Min	Max	Symbol	Min	Max
		0.96	A	7.8	8.2
			a1	0.66	

/ Marking Instructions



BR

B772

R: h_{FE}

****

Note:

BR:	Company Code
B772:	Product Type.
R:	h_{FE} Classifications Symbol
****:	Lot No. Code, code change with Lot No.

( ) / Temperature Profile for Dip Soldering(Pb-Free)

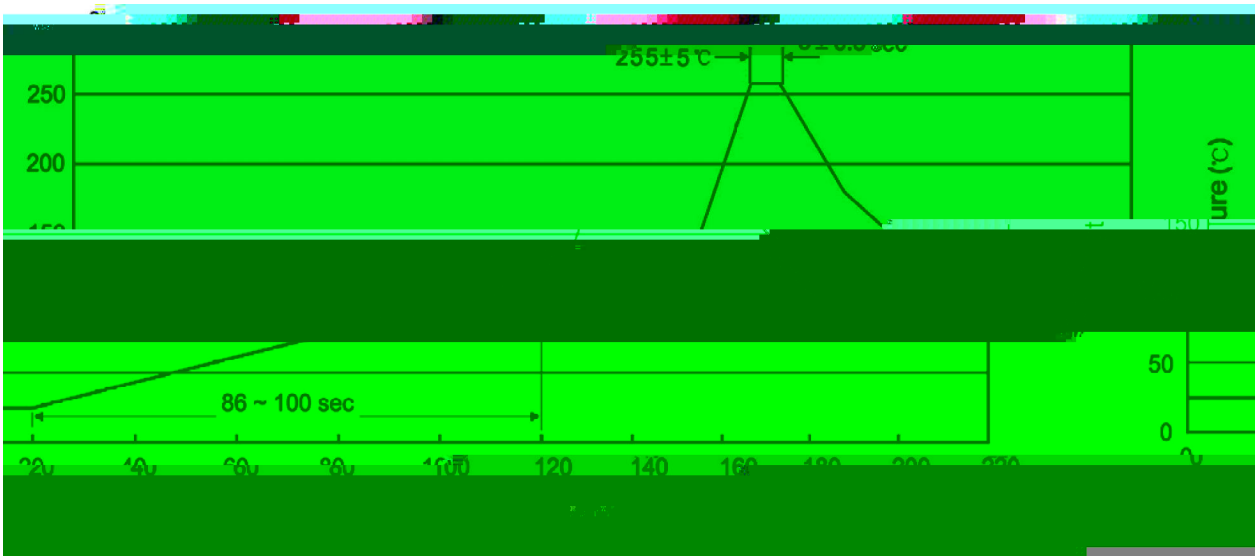

					Note:
1	25	150	60	90sec;	1.Preheating:25~150 , Time:60~90sec.
2	255±5			5±0.5sec;	2.Peak Temp.:255±5 , Duration:5±0.5sec.
3			2	10 /sec.	3. Cooling Speed: 2~10 /sec.

/ Resistance to Soldering Heat Test Conditions

270±5	10±1 sec.	Temp.:270±5	Time:10±1 sec

/ Packaging SPEC.

/ BULK