TO-92LM NPN Silicon NPN transistor in a TO-92LM Plastic Package.

,

High voltage, small collector output capacitance.

,

High voltage switching and amplifier, color TV horiz driver, chroma output applications..

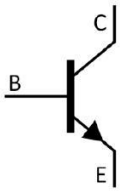




PIN1 Base PIN 2 Collector PIN 3 Emitter

See Marking Instructions.

| Parameter | Symbol | Rating | Unit |
|---|---|---|---|
| Collector to Base Voltage | $V_{CBO}$ | 300 | V |
| Collector to Emitter Voltage | $V_{CEO}$ | 300 | V |
| Emitter to Base Voltage | $V_{EBO}$ | 7.0 | V |
| Collector Current (DC) | $I_C$ | 100 | mA |
| Base Current | $I_B$ | 50 | mA |
| Collector Power Dissipation | $P_C$ | 900 | mW |
| Junction Temperature | $T_j$ | 150 | |
| Storage Temperature Range | $T_{stg}$ | -55 150 | |

| Parameter | Symbol | Test Conditions | Min | Typ | Max | Unit |
|---|---|---|---|---|---|---|
| Collector Cut-Off Current | $I_{CBO}$ | $V_{CB}$=240V $I_E$=0 | | | 1.0 | μA |

Emitter

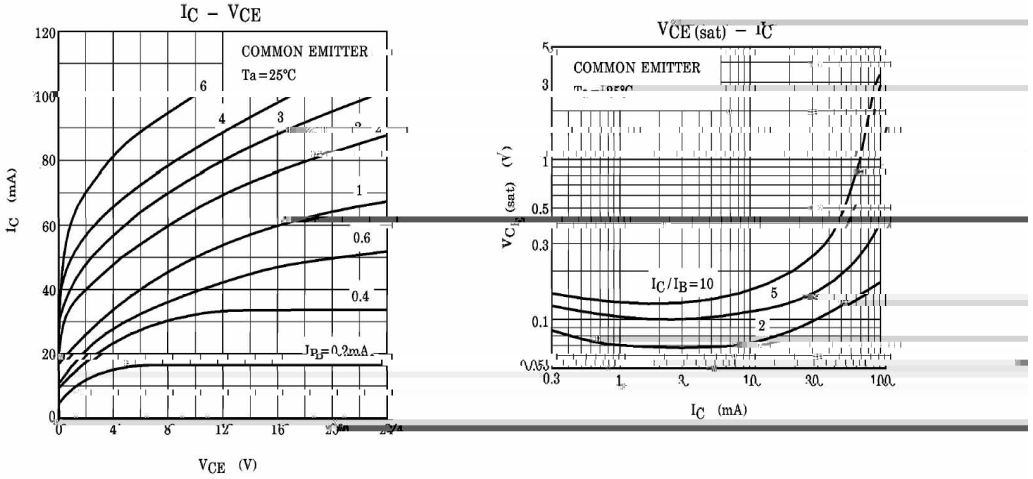
$I_C$ – $V_{CE}$
COMMON EMITTER
Ta=25°C
6
4
3
1
0.6
0.4
$I_B$=0.2mA
$I_C$ (mA)
$V_{CE}$ (V)
$V_{CE(sat)}$ – $I_C$
COMMON EMITTER
$I_C/I_B$=10
5
2
$V_{CE(sat)}$ (V)
$I_C$ (mA)

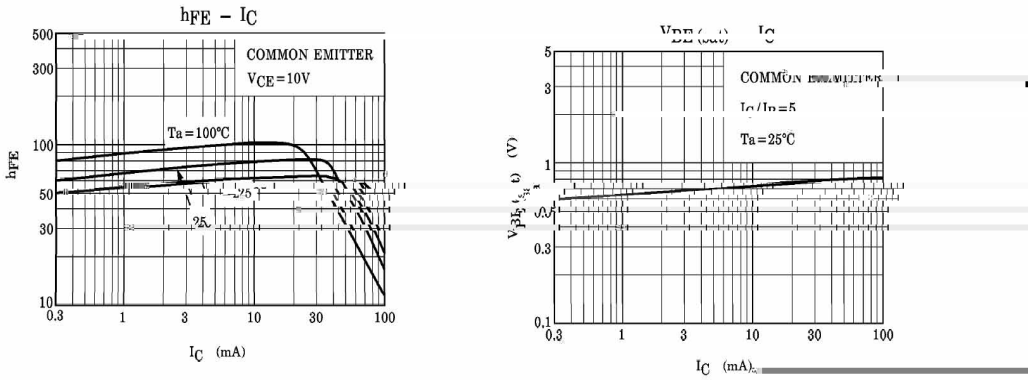
$h_{FE}$ – $I_C$
COMMON EMITTER
$V_{CE}$=10V
Ta=100°C
25
$h_{FE}$
$I_C$ (mA)
COMMON EMITTER
$I_C/I_B$=5
Ta=25°C
$I_C$ (mA)

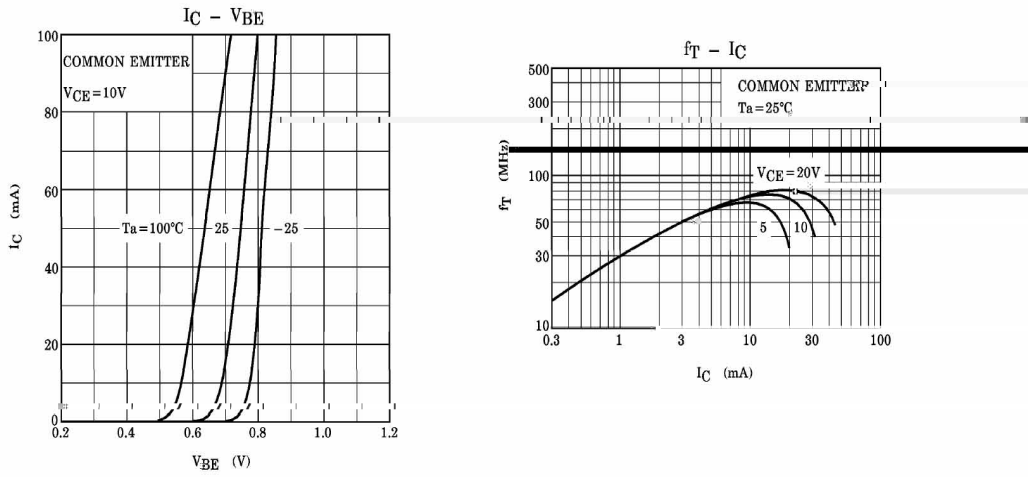
$I_C$ – $V_{BE}$
COMMON EMITTER
$V_{CE}$=10V
Ta=100°C
25
−25
$I_C$ (mA)
$V_{BE}$ (V)
$f_T$ – $I_C$
COMMON EMITTER
Ta=25°C
$V_{CE}$=20V
5
10
$f_T$ (MHz)
$I_C$ (mA)

TO-92LM Unit: mm

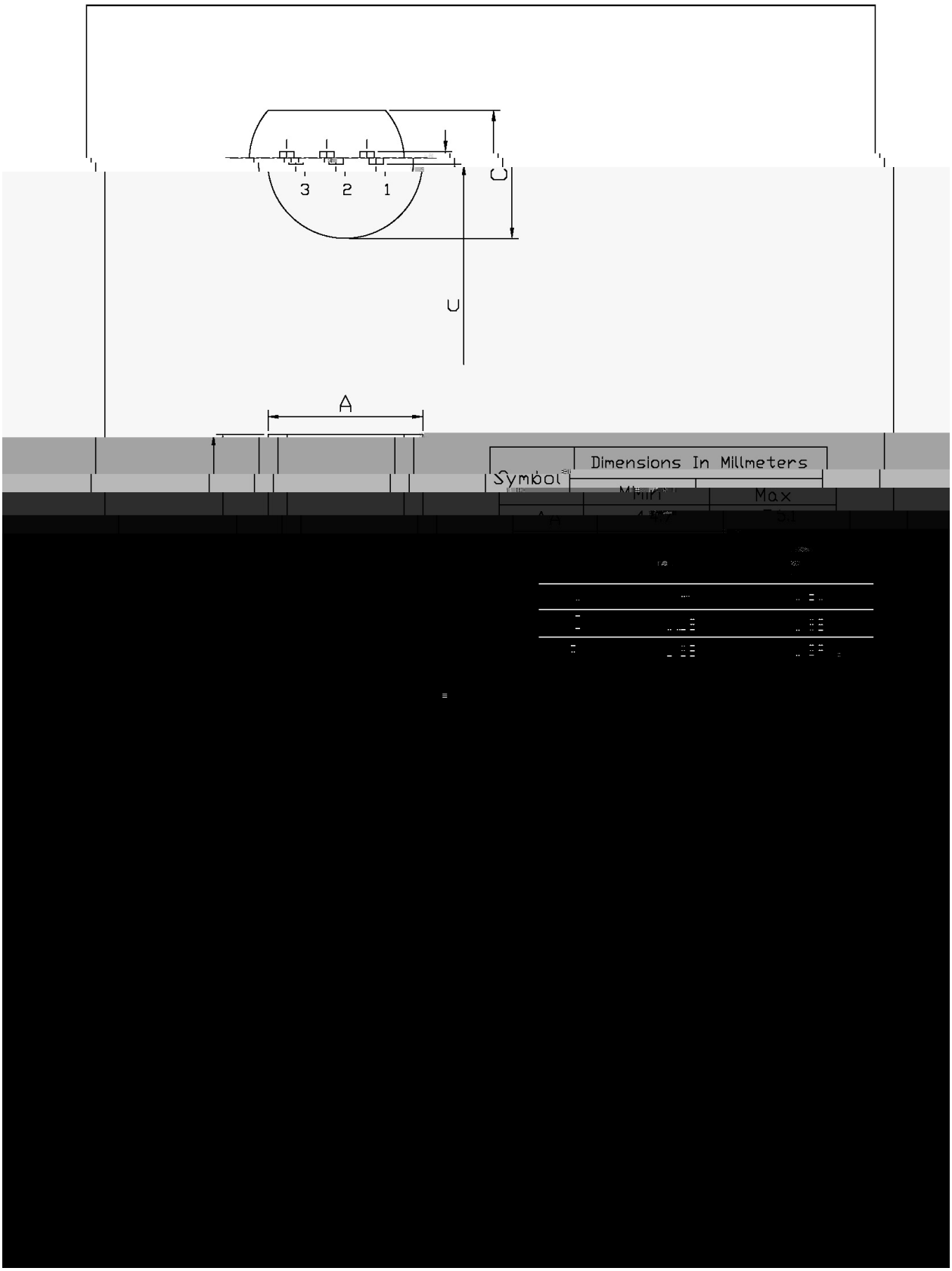




BR:

C2482

****

Note:

| | |
|---|---|
| BR: | Company Code. |
| C2482: | Product Type. |
| ****: | Lot No. Code,code change with Lot No. |

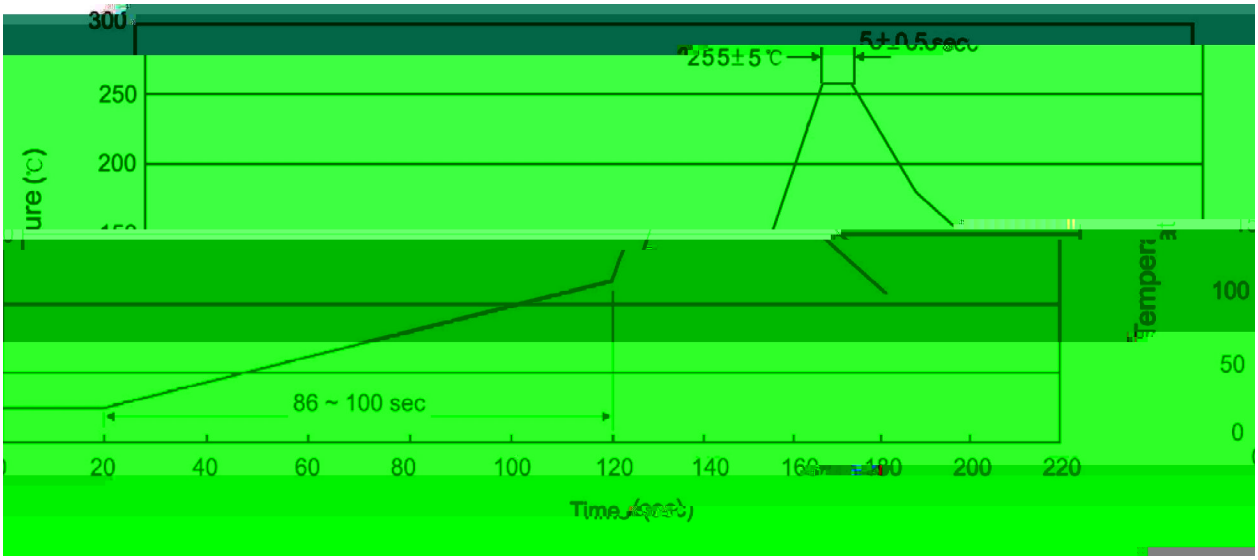
300
250
200
255±5℃
5±0.5sec
86 ~ 100 sec
100
50
0
20
40
60
80
100
120
140
160
180
200
220

| | | |