˜Yت / Descriptions

SOT-323 NPN Silicon NPN transistor in a SOT-323 Plastic Package.

◕ È / Features

Low noise and high power gain.

४ ي / Applications

low noise amplifier at VHF, UHF and CATV band applications.

Л ف ̃ ̃ ̣ ̃ ع / Equivalent Circuit

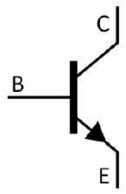

ã ⅄ ʊ ̃ / Pinning



PIN1 Emitter PIN 2 Base PIN 3 Collector

ŁL HL / Marking

h_{FE} Classifications Symbol	Q	R	S	T
h_{FE} Range	50 100	80 160	125 250	200 330
Marking	HR23	HR24	HR25	HR26

Parameter	Symbol	Rating	Unit
Collector to Base Voltage	V_{CBO}	20	V
Collector to Emitter Voltage	V_{CEO}	12	V
Emitter to Base Voltage	V_{EBO}	3.0	V
Collector Current - Continuous	I_C	100	mA
Collector Power Dissipation	P_C	200	mW
Junction Temperature	T_j	150	
	tg	-55 150	

⁝ ƎĄ´E ⅵ ƒ / Electrical Characteristic Curve

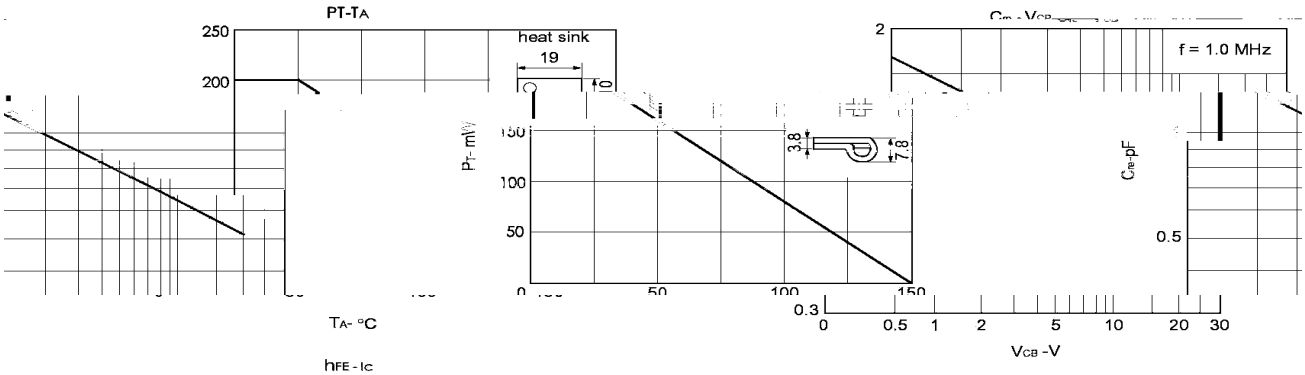

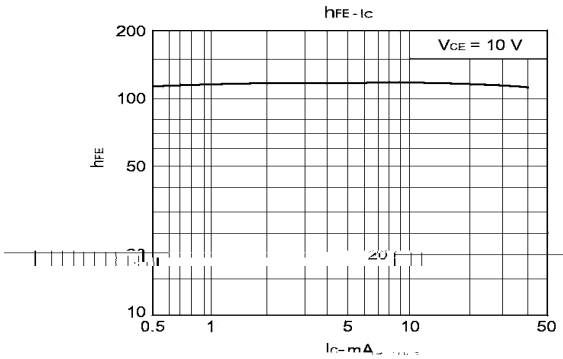

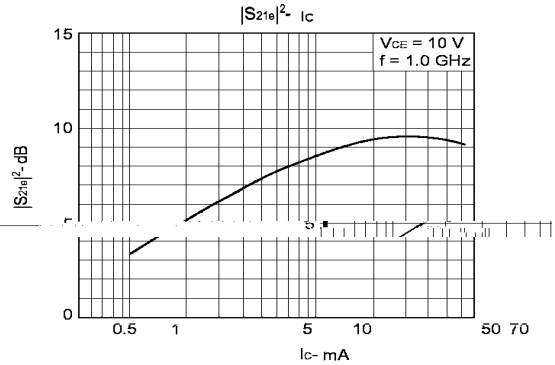

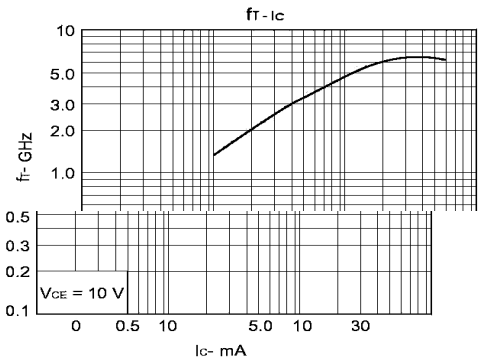

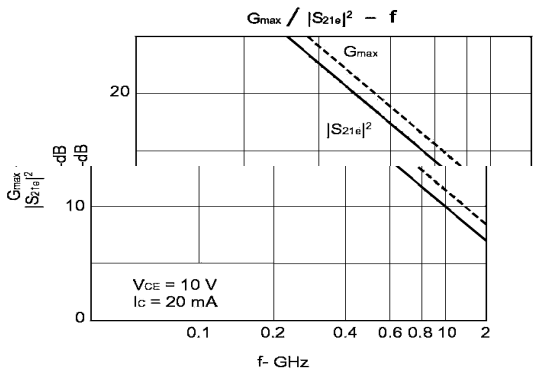

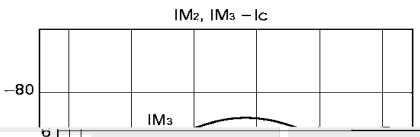

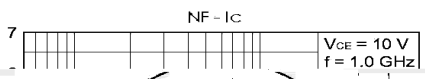

[redacted]

ᵘ ĖÒĻ ʃ / Package Dimensions

SOT-323

单位：mm

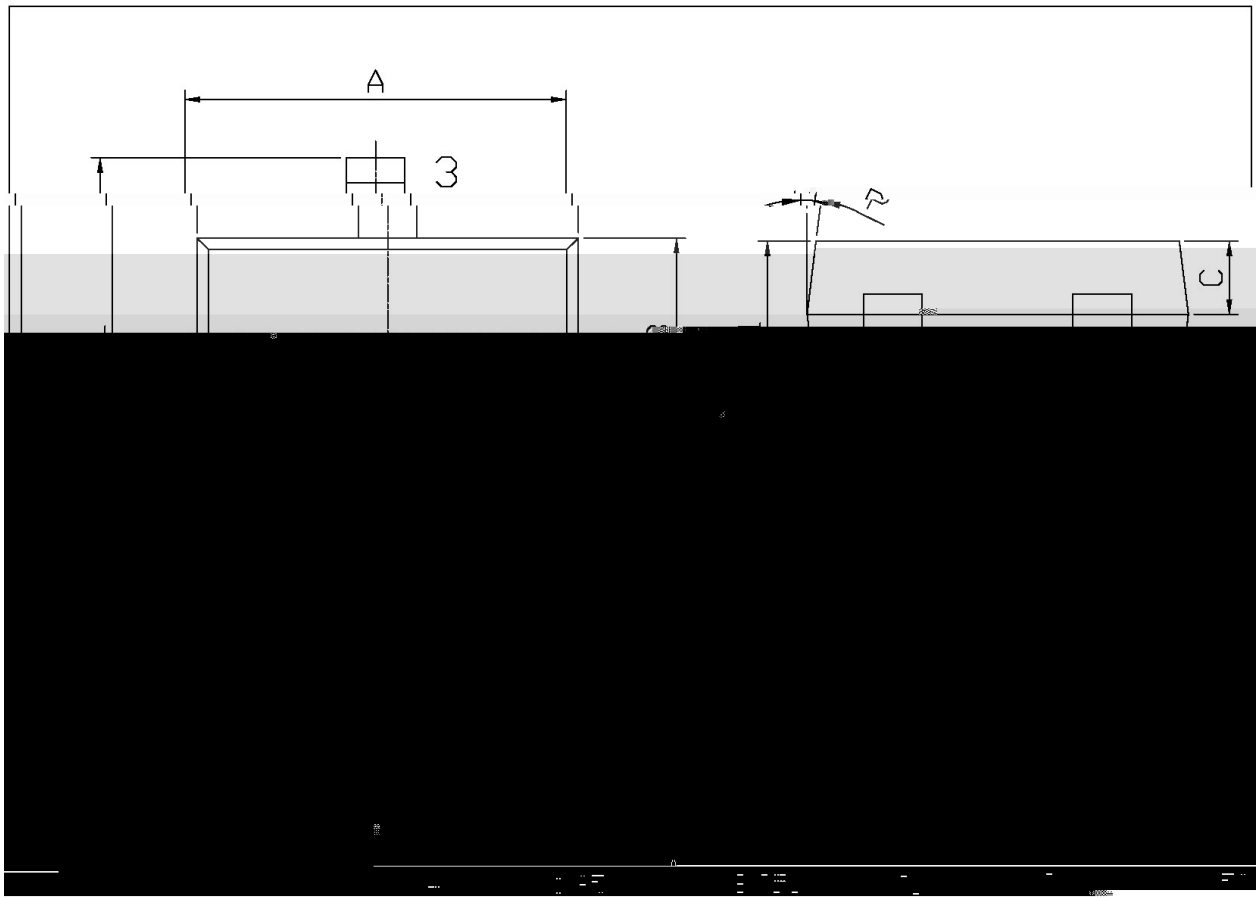

Ł. Ł'Ω / Marking Instructions

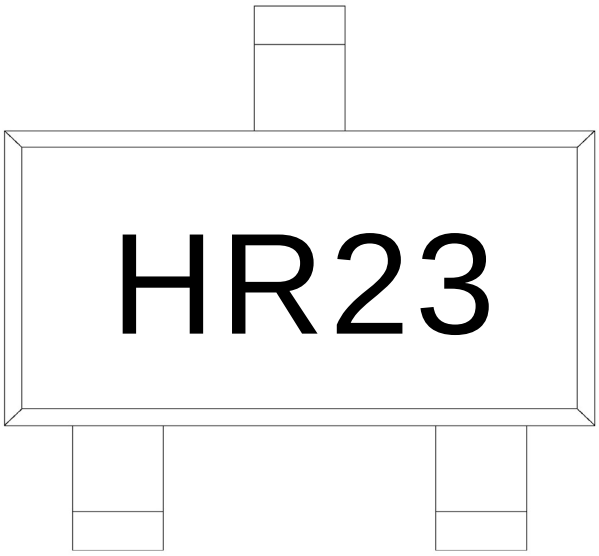

H

R23

Note:

H: Company Code.

R23: Product Type.

ŧħ ʃ ╗ ẘ´E ⅵ ʃ (ᾠ̈ ʒ) / Whp shudwxuh Suriloh iru LU Uhior z Vroghulqj+Se0luhh,

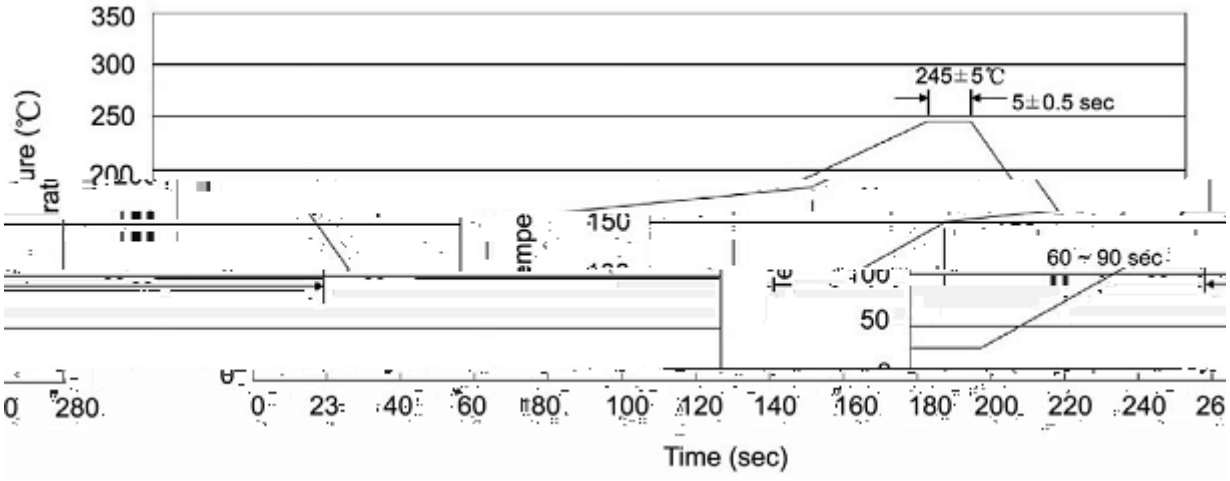

Note:

1 25 150 60 90sec; 1.Preheating:25~150 , Time:60~90sec.

2 245±5 5±0.5sec; 2.Peak Temp.:245±5 , Duration:5±0.5sec.

3 2 10 /sec. 3. Cooling Speed: 2~10 /sec.

⅃ ǖ ɑ ˉ ˋY Ţ / Resistance to Soldering Heat Test Conditions

260±5 10±1 sec. Temp.:260±5 Time:10±1 sec

ɒ ᴇ ᴄ— / Packaging SPEC.

/ REEL

Package Type 封装形式	Units 包装数量					Dimension 包装尺寸 (unit: mm^3)		
	Units/Reel 只/卷盘	Reels/Inner Box 卷盘/盒	Units/Inner Box 只/盒	Inner Boxes/Outer Box 盒/箱	Units/Outer Box 只/箱	Reel	Inner Box 盒	Outer Box 箱
SOT-323	3,000	10	30,000	6	180,000	7 ×8	180×120×180	390×385×205

ä ɤ ʅ ̈Ω / Notices