Parameter	Symbol	Rating	Unit
Collector to Base Voltage	V_{CBO}	1200	V
Collector to Emitter Voltage	V_{CEO}	800	V
Emitter to Base Voltage	V_{EBO}	7	V
Collector Current - Continuous	I_C	10	A
Peak Collector Current	I_{CP}	20	A
Base Current	I_B	4	A
Base Current Peak	I_{BP}	8	A
Collector Power Dissipation	$P_{C(TC=25\ )}$	150	W
Junction Temperature	T_j	150	
Storage Temperature Range	T_{stg}	-55 150	
Thermal Resistance, Junction to Case	$R_{th(j-c)}$	0.83	/W

Parameter	Symbol	Test Conditions	Min	Typ	Max	Unit
Collector to Base Breakdown Voltage	V_{CBO}	I_C=0.1mA I_E=0	1200			V
Collector to Emitter Breakdown Voltage	V_{CEO}	I_C=0.2A I_B=0	800			V
Emitter to Base Breakdown Voltage	V_{EBO}	I_E=0.1mA I_C=0	7			V
Collector Cut-Off Current	I_{CBO}	V_{CB}=1200V I_E=0			100	μA
Collector Cut-Off Current	I_{CEO}	V_{CE}=800V I_B=0			100	μA
Emitter Cut-Off Current	I_{EBO}	V_{EB}=7V I_C=0			100	μA
DC Current Gain	$h_{FE(1)}$	V_{CE}=5V I_C=5A	8		60	
	$h_{FE(2)}$	V_{CE}=5V I_C=1mA	5			
Collector to Emitter Saturation						

/ Electrical Characteristic Curve



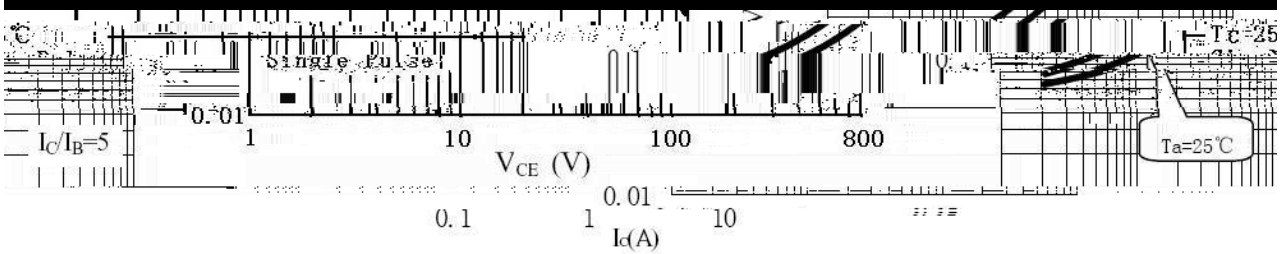

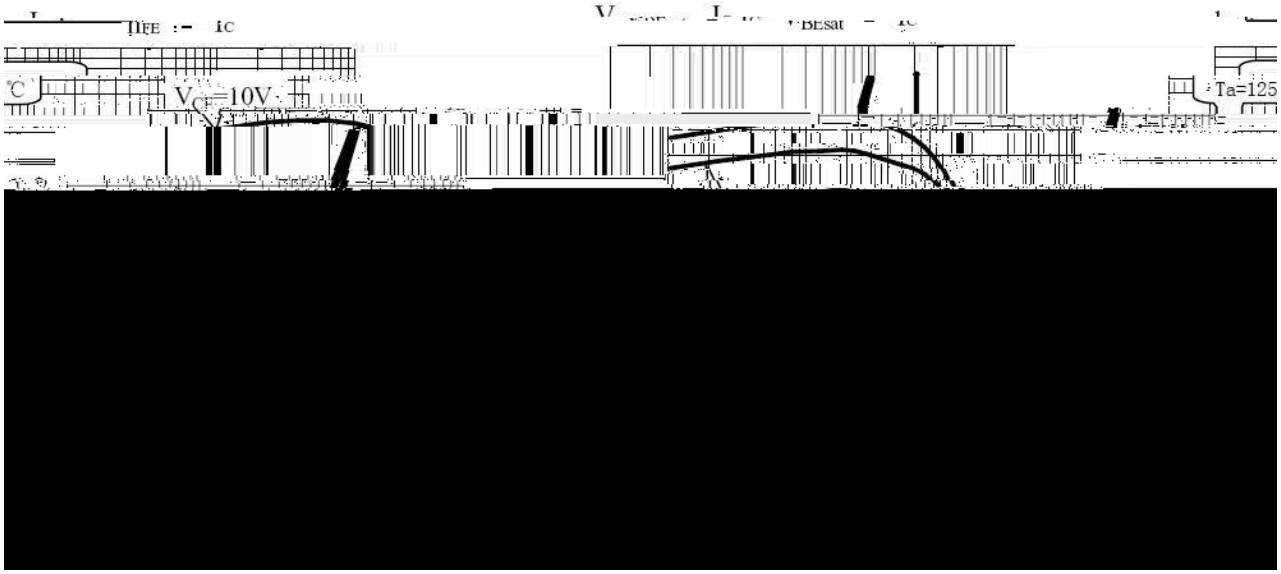

/ Package Dimensions

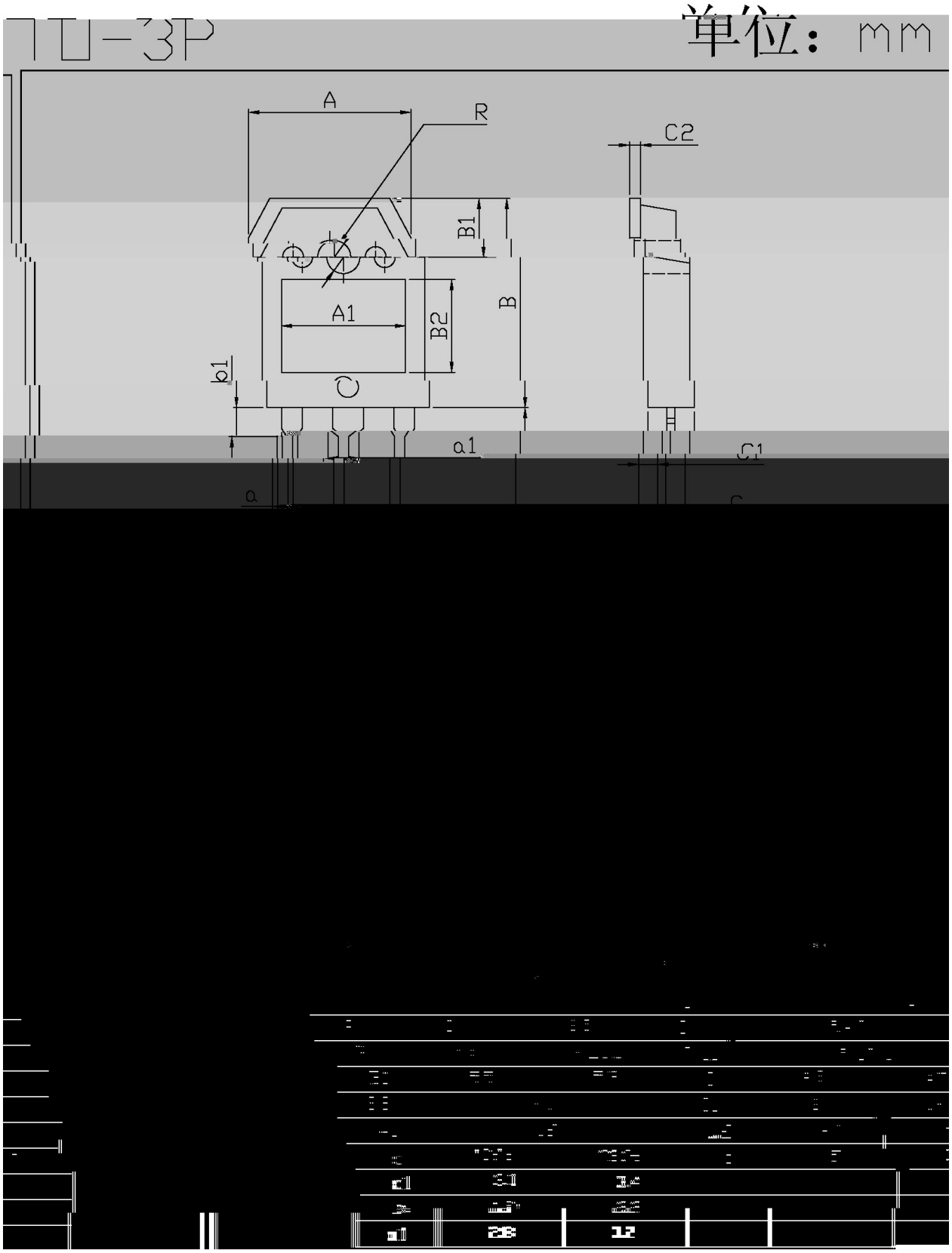

/ Marking Instructions



BR:

C4237