/ Descriptions

TO-220F NPN Silicon NPN transistor in a TO-220F Plastic Package.

/ Features

2SA1930

High f_T, complementary pair with 2SA1930.

/ Applications

General power and driver stage amplifier applications.

/ Equivalent Circuit

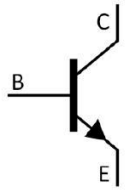

/ Pinning



PIN1 Base PIN 2 Collector PIN 3 Emitter

/ h_{FE} Classifications & Marking

See Marking Instructions.

Parameter	Symbol	Rating	Unit
Collector to Base Voltage	V_{CBO}	180	V
Collector to Emitter Voltage	V_{CEO}	180	V
Emitter to Base Voltage	V_{EBO}	5.0	V
Collector Current - Continuous	I_C	2.0	A
Base Current - Continuous	I_B	1.0	A
Collector Power Dissipation	P_C	2.0	W
Collector Power Dissipation	P_C(Tc=25)	20	W
Junction Temperature	T_j	150	
Storage Temperature Range	T_{stg}	-55 150	

Parameter	Symbol	Test Conditions	Min	Ty10.1.30	Max	Unit
Collector to Emitter Breakdown Voltage	V_{CEO}	I_C=10mA I_B=0	180			V
Collecor Cut-Off Current	I_{CBO}	V_{CB}=180V I_E=0			5.0	μA

/ Electrical Characteristic Curve

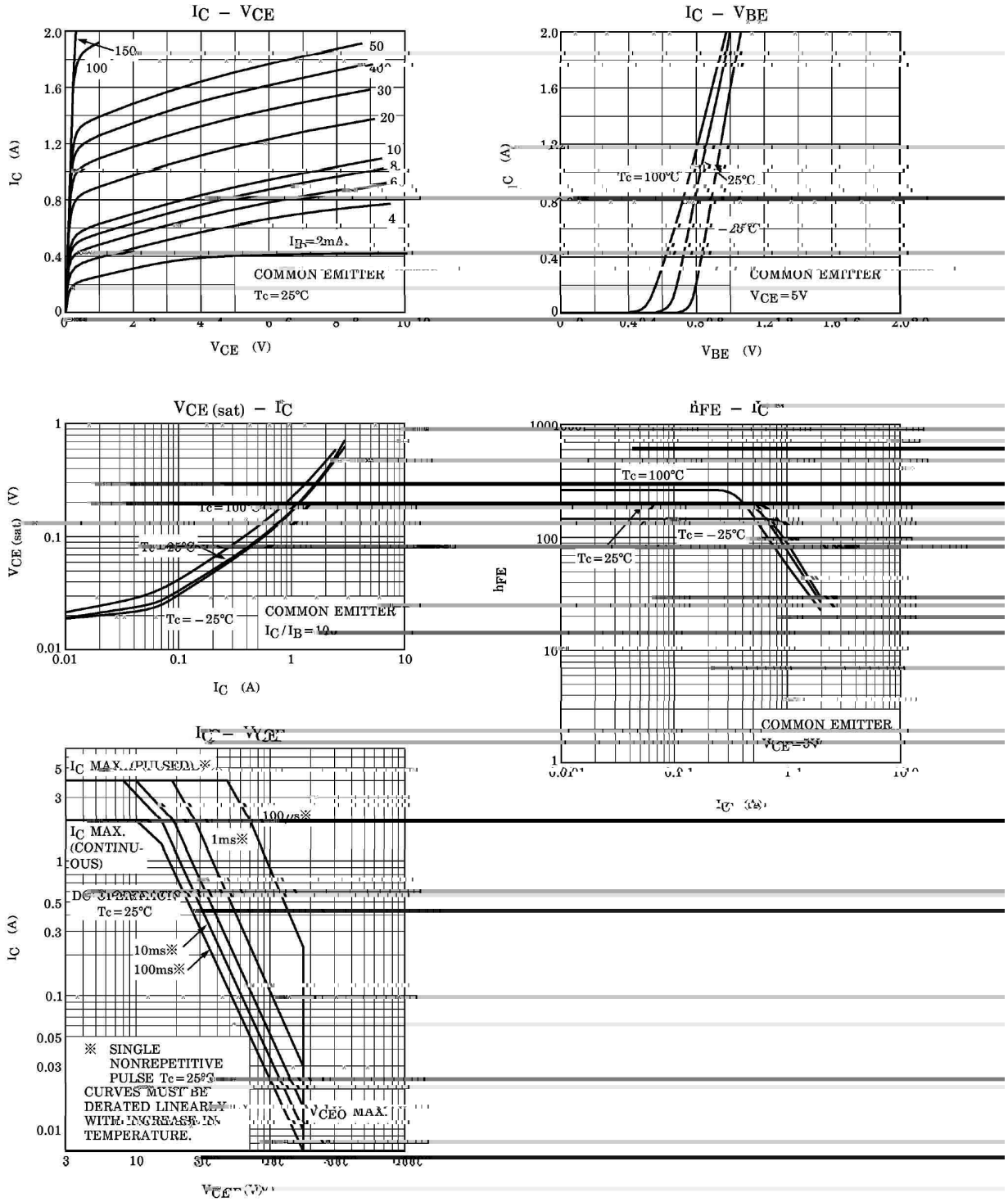

/ Marking Instructions

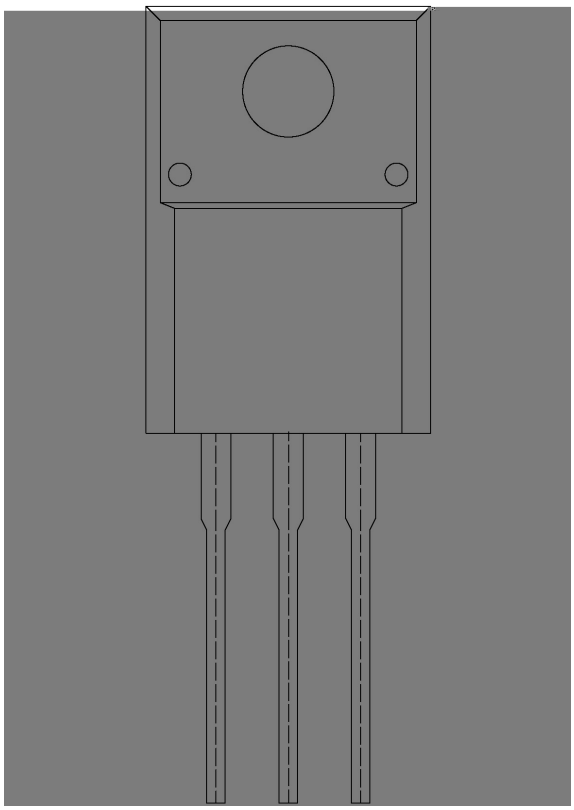

BR

C5171

****

Note:

BR: Company Code.