˝Yت / Descriptions

SOT-89 NPN Silicon NPN transistor in a SOT-89 Plastic Package.

◕ È / Features

,

Low $V_{CE(sat)}$,High performance at low supply voltage.

४ ي / Applications

AF Power amplifier.

Л ڤ ٚ ڱ ٚ ع / Equivalent Circuit

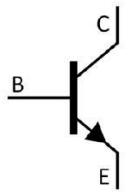

ã ⅄ ʊ˝ / Pinning

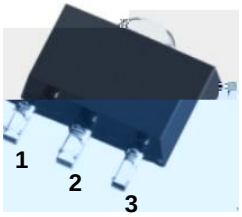

PIN1 Base PIN 2 Collector PIN 3 Emitter

Łˌ ʜ ɑ̇ / Marking

h_{FE} Classifications Symbol	P	Q	R
h_{FE} Range	180 270	230 380	340 600
Marking	HTP ⁑	HTQ ⁑	HTR ⁑

Parameter	Symbol	Rating	Unit
Collector to Base Voltage	V_{CBO}	40	V
Collector to Emitter Voltage	V_{CEO}	25	V
Emitter to Base Voltage	V_{EBO}	7.0	V
Collector Current-Continuous	I_C	3.0	A
Collector Current -Continuous(Pluse)	I_{CP}	5.0	A
Collector Power Dissipation	P_C	1.0	W
Junction Temperature	T_j	150	
Storage Temperature Range	T		

ƒ / Electrical Characteristic Curve



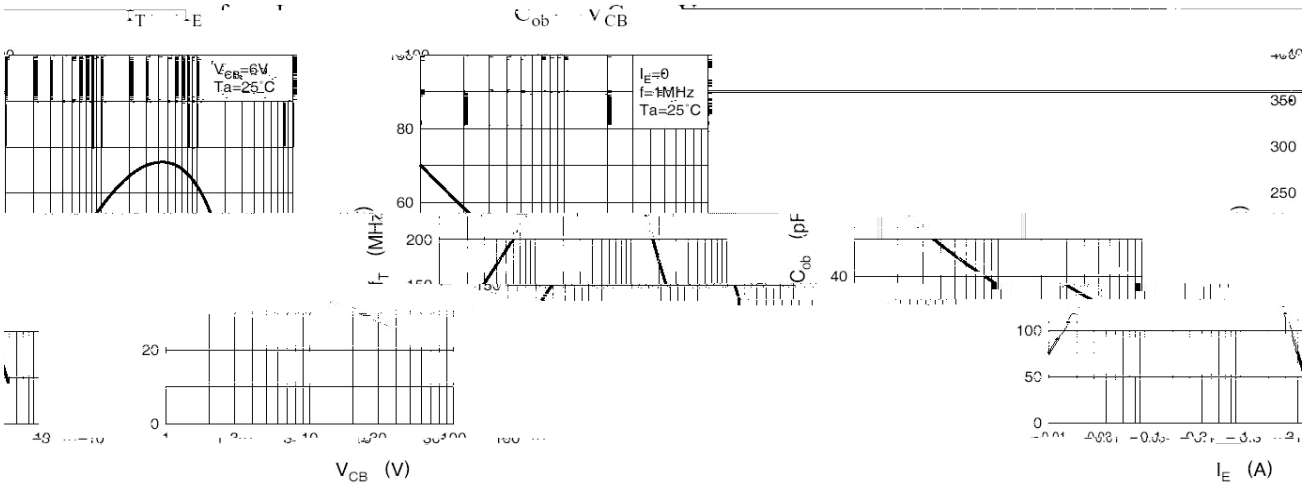

ᵘ ĖÒĻ ƒ / Package Dimensions

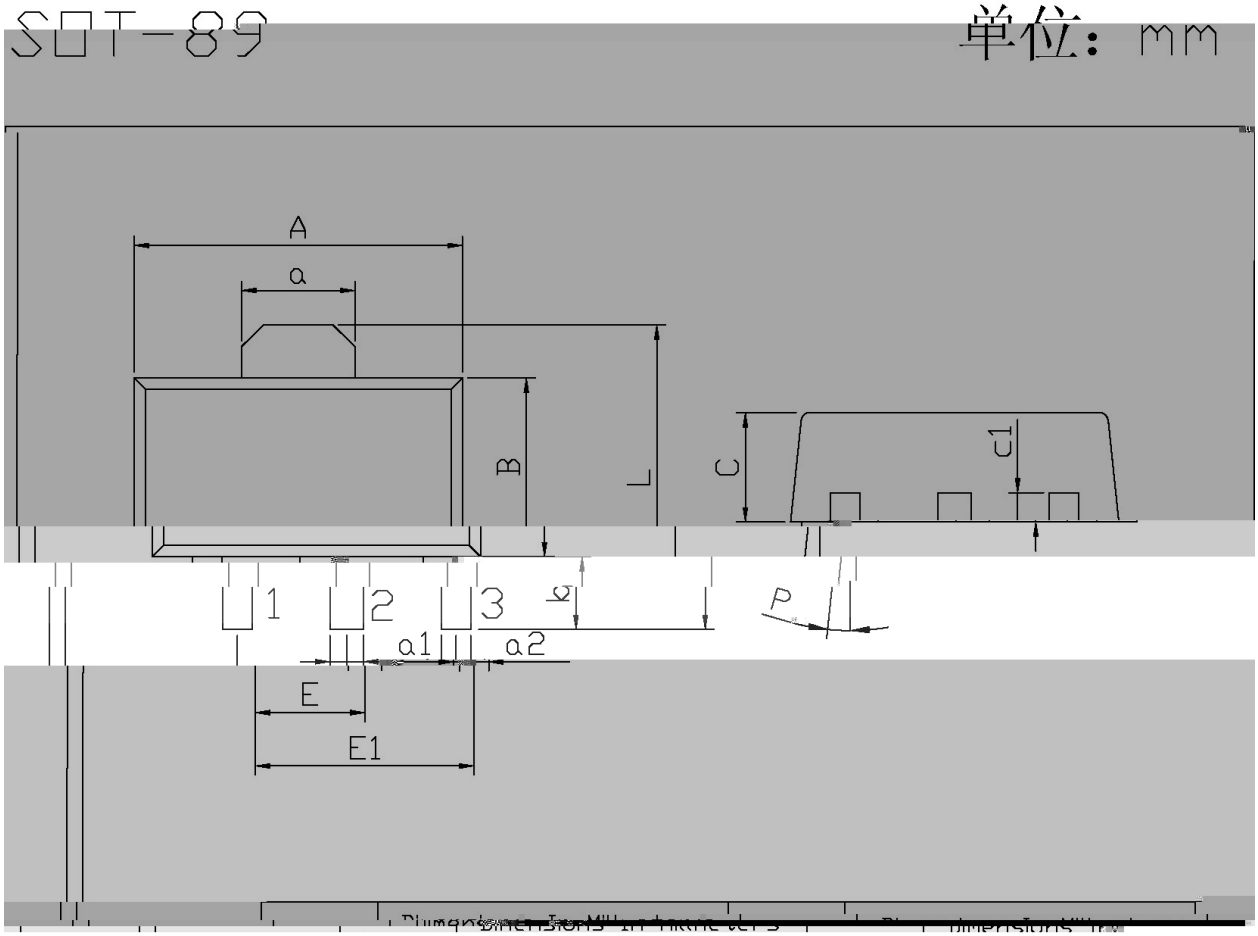

a	1.45	1.65	c1	0.35	0.50
E	1.40	1.60	P	6°	
E1	2.80	3.20			
b	0.80	1.20			

ŧħ ʃ ╗ ẘ´E ⅵ ʃ (ᾠ̈ ᴗ) / Whp shudwxuh Suriloh iru LU Uhior z Vroghulqj+Se0luhh,

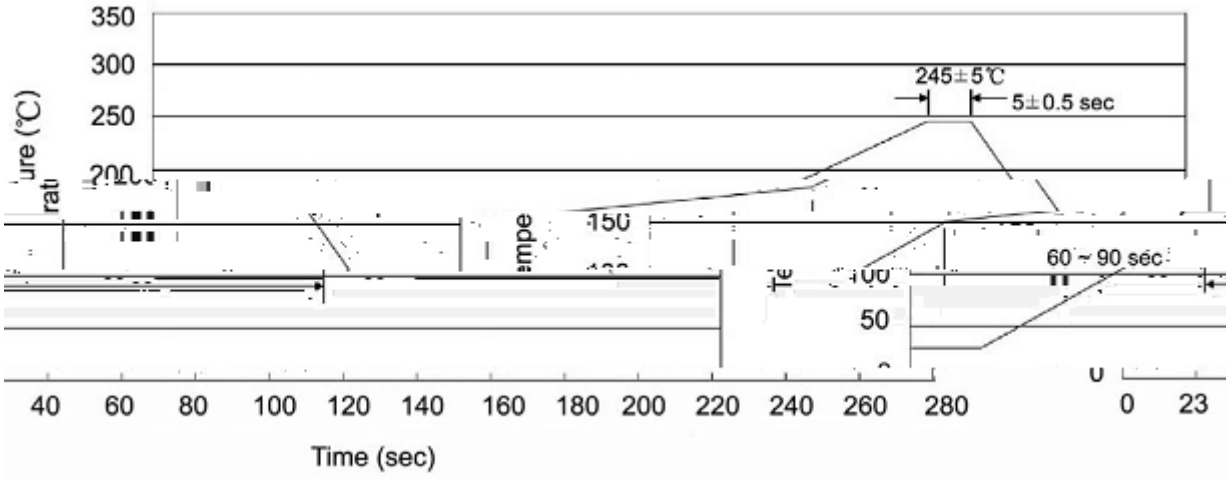

				Note:
1	25 150	60 90sec;		1.Preheating:25~150 , Time:60~90sec.
2	245±5	5±0.5sec;		2.Peak Temp.:245±5 , Duration:5±0.5sec.
3	2 10 /sec.			3. Cooling Speed: 2~10 /sec.

⅃ ὖ ɑ ˝ `Y Ţ / Resistance to Soldering Heat Test Conditions

260±5	10±1 sec.	Temp.:260±5	Time:10±1 sec

ɒ ᴇ ᴄ— / Packaging SPEC.

/ REEL

Package Type	Units					Dimension (unit mm^3)		
	Units/Reel /	Reels/Inner Box /	Units/Inner Box /	Inner Boxes/Outer Box /	Units/Outer Box /	Reel	Inner Box	Outer Box
SOT-89	1,000	7	7,000	8	56,000	7 ×12	s	