/ Descriptions

WR0585 Ṃ Ṃ Ŀ QSQ Æ Ṁ ɥ s ǁ ˥ Silicon NPN transistor in a TO-252 Plastic Package.

/ Features

ᴧ` ᴠ ɔ ʀ ı Ḥ ɥ ɔ ǁ ʒ ˛ ɔ ḳ ı ᴧ ᴄ ̈Ω ɭ '

High breakdown voltage ,Low collector output capacitance ,High transition frequency.

/ Applications

ᴛ̊ ̊ ɔ ◊ ĕ Ẕ / ʌ ɔ ʜ ɨ ʊ / ♂ ɨ ʊ ⊃ ∩ ᴄ ɬ ᴗ

Power supplies, relay drivers, lamp drivers, and automotive wiring.

/ Equivalent Circuit

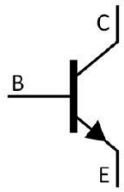

/ Pinning



PIN1 χ Base PIN 2,4 χ Collector PIN 3 χ Emitter

/ h_{FE} Classifications & Marking

h_{FE} Classifications Symbol	P	Q	R
h_{FE} Range	82 180	120 270	180 390

V ˜Ω Parameter	˧ N Symbol	˜Ω Ö Rating	D Ĥ Unit
Collector to Base Voltage	V_{CBO}	120	V
Collector to Emitter Voltage	V_{CEO}	120	V
Emitter to Base Voltage	V_{EBO}	5	V
Collector Current - Continuous	I_C	2	A
Collector Current – Continuous(Pulse)	I_{CP}	3	A
Collector Power Dissipation	P_C	1.75	W
Junction Temperature	T_j	150	
Storage Temperature Range	T_{stg}	-55 150	[524 0 10.5 34 TD0

/ Electrical Characteristic Curve

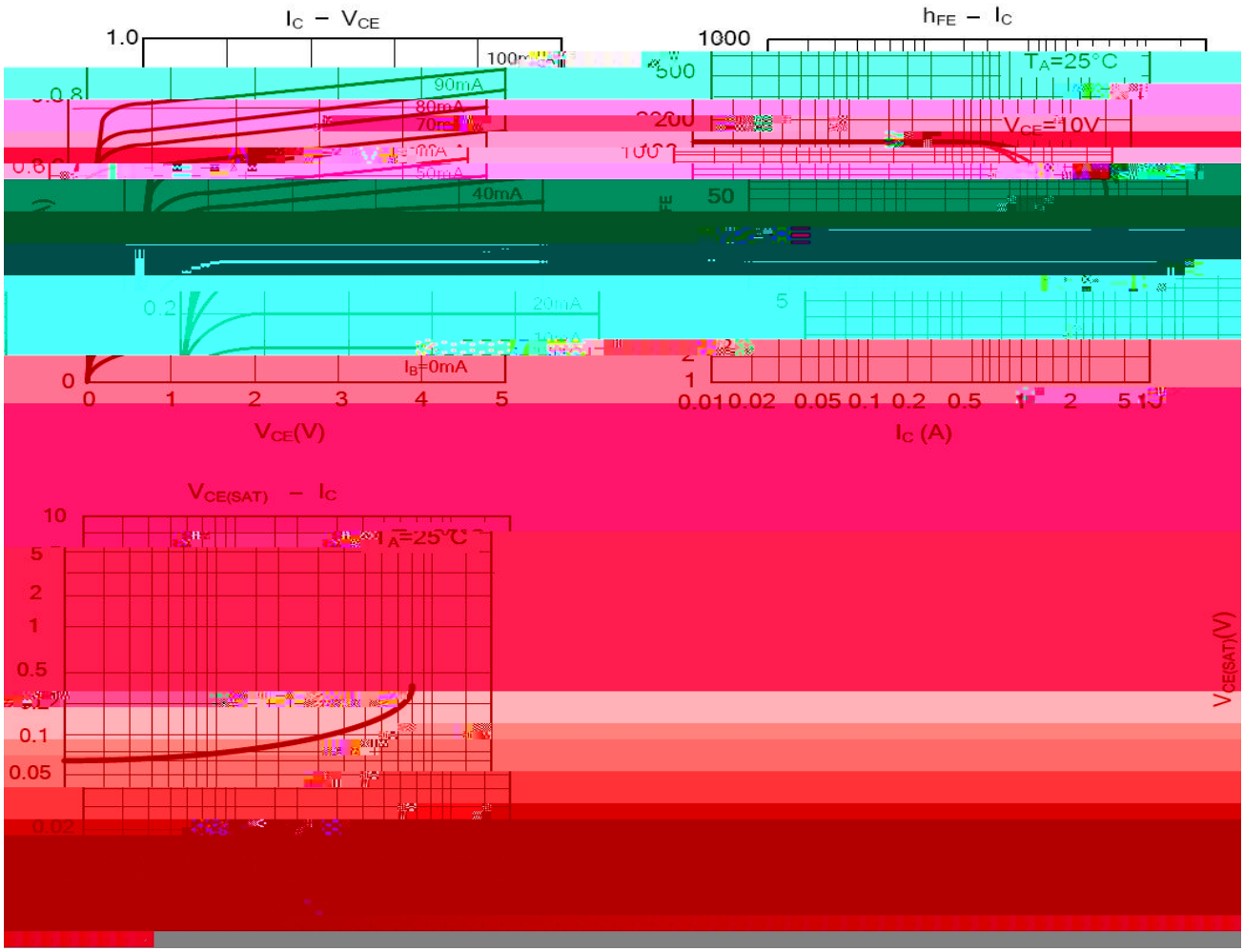

/ Package Dimensions



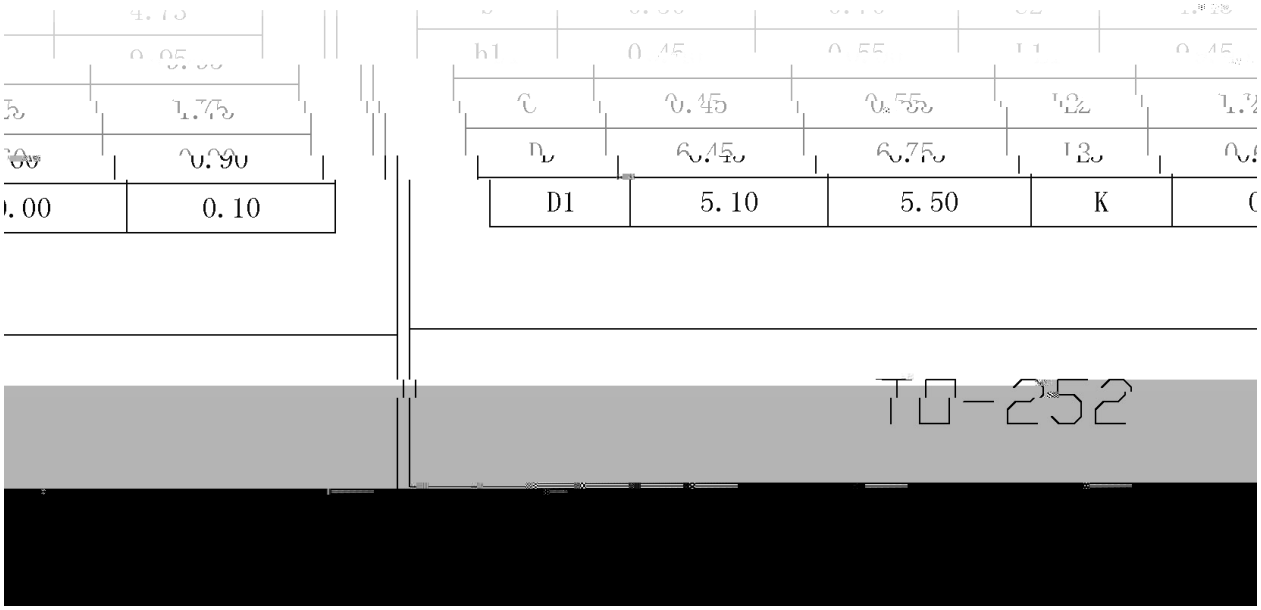

/ Marking Instructions



ب ˝ χ

BR χ	⌘ ⅋ ᴵ ⊓
G4 ; 8 : G χ	⌘ ⅋ ᴺ ⊓
S=	⌘ h_{FE} ‘ ⁶ ⊓
- - - - χ	⌘ ⅃ ⅎ ή ᴺ ⊓ ı ⅋ ⅃ ⅎ ή ᴺ ψ ק

Note:

BR:	Company Code
D1857D:	Product Type.
P:	h_{FE} Classifications Symbol
****:	