/ Descriptions

TO-220F NPN Silicon NPN tran5wstor in aTO-220F Plastic Package.

/ Features

2SB1375

Low $V_{CE(sat)}$,High total power dissipation, complementary pair with 2SB1375.

/ Applications

Audio frequency power amplifier applications.

/ Equivalent Circuit

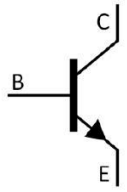

/ Pinning



PIN1 Base PIN 2 Collector PIN 3 Emitter

/ h_{FE} Classifications & Marking

See Marking Instructions.

f ›

Parameter Symbol

/ Electrical Characteristic Curve

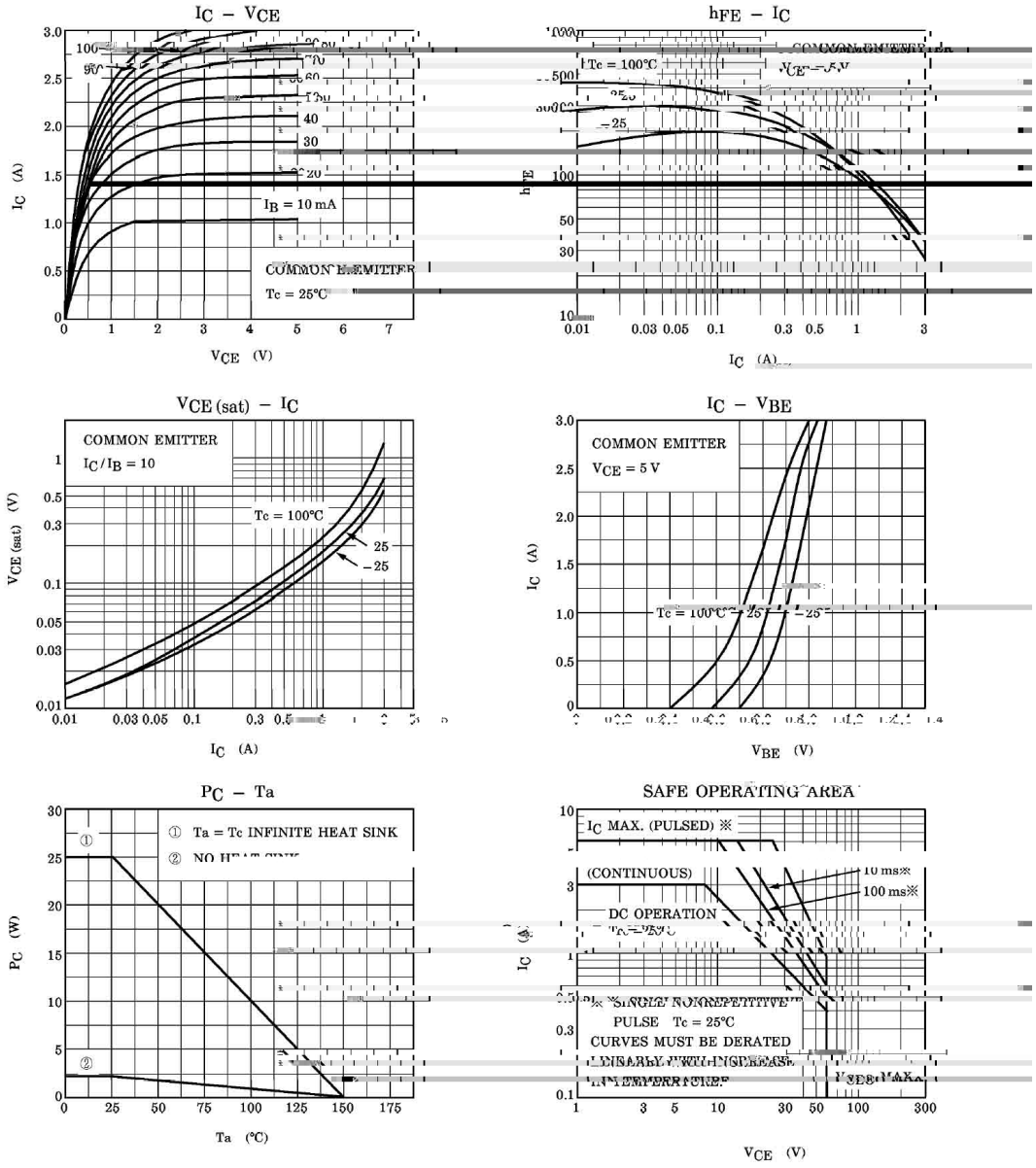

/ Marking Instructions

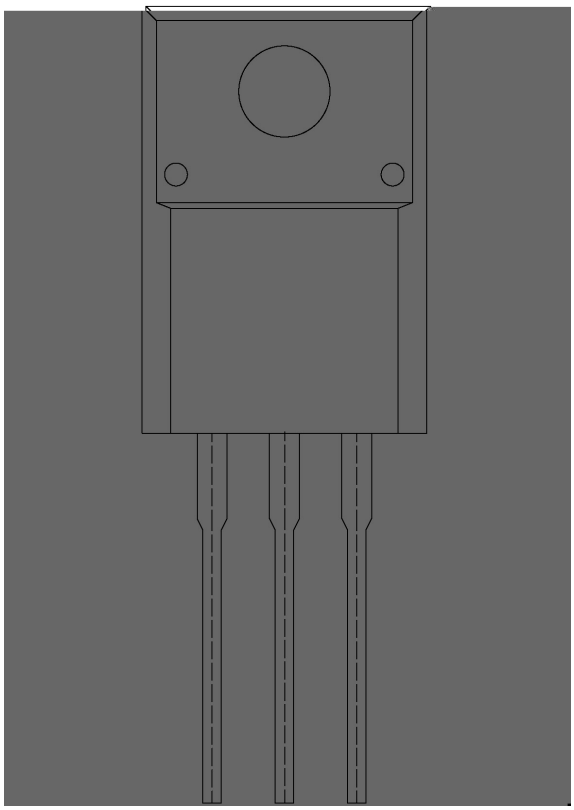

BR

D2012

****

Note:

BR: Company Code.

( ) / Temperature Profile for Dip Soldering(Pb-Free)



			Note:
1	25 150	60 90sec;	1.Preheating:25~150 , Time:60~90sec.
2	255±5	5±0.5sec;	2.Peak Temp.:255±5 , Duration:5±0.5sec.
3	2 10 /sec.		3. Cooling Speed: 2~10 /sec.

/ Resistance to Soldering Heat Test Conditions

270±5	10±1 sec.	Temp.:270±5	Time:10±1 sec

/ Packaging SPEC.

/ BULK

Package Type	Units	Dimension (unit mm^3)