/ Descriptions

WR0553 Ṃ Ṃ Ŀ QSQ Æ Ṁ ɥ s ǁ ˥ Silicon NPN transistor in a TO-220 Plastic Package.

/ Features

´ ǁ ɔ ǁ ɯ ` ɔ ɪ ت ᵊ я ᴗ Ḥ ɪ ɟ ɔ ǁ ǎ ̈Ω ɪ ' ᶻ /ль 5VE ; 67 Й ´

High DC current gain, low saturation voltage, high power dissipation, complementary to 2SB834.

/ Applications

ᵀ̂ᵒ̂ᵒ̂ ˎ ɭ ɪ ' ω̈ ᶻ

Audio frequency power amplifier applications.

/ Equivalent Circuit

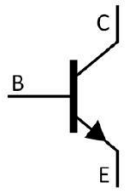

/ Pinning



PIN1 χ Base PIN 2 χ Collector PIN 3 χ Emitter

/ h_{FE} Classifications & Marking

h_{FE} Classifications Symbol	O	Y	GR
h_{FE} Range	60 120	100 200	150 300

v ̈Ω̣ Parameter	ɬ N Symbol	̈Ω̣Ö Rating	D Ɉ Unit
Collector to Base Voltage	V_{CBO}	60	V
Collector to Emitter Voltage	V_{CEO}	60	V
Emitter to Base Voltage	V_{EBO}	7.0	V
Collector Current - Continuous	I_C	3.0	A
Base Current - Continuous	I_B	0.5	A
Collector Power Dissipation	P_C	1.5	W
	$P_C(T_C=25\ )$	30	W
Junction Temperature	T_j	150	
Storage Temperature Range	T_{stg}	-55 150	

v ̈Ω̣ Parameter	ɬ N Symbol	⊥⊥ ;ˣ ʈ Test Conditions	ω̣ ṇ Ö Min	Ɛ ʒ Ö Typ	ω̣ ᶻ Ö Max	D Ɉ Unit
Collector to Emitter Breakdown Voltage	V_{CEO}	I_C=50mA I_B=0	60			V
Collector Cut-Off Current	I_{CBO}	V_{CB}=60V I_E=0			100	μA
Emitter Cut-Off Current	I_{EBO}	V_{EB}=7.0V I_C=0			100	μAA8re55.6237.8.080

/ Electrical Characteristic Curve



/ Package Dimensions



/ Marking Instructions

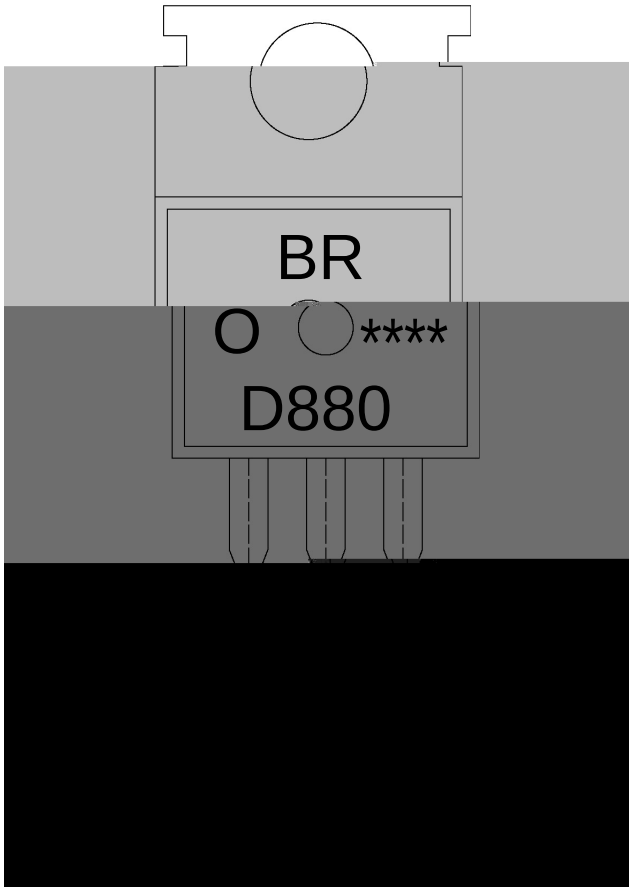

ᴗ ˝ χ

BR χ	⌘ ⅋ ᴵᴵ ⊓
D880 χ	⌘ ⅋ ᴺ ⊓
R=	⌘ h_{FE} ˋ ⁶ ⊓
---- χ	⌘ ⅃ ⅎ ᴵ̈ ᴺ ⊓ ⅃ ⅋ ⅃ ⅎ ᴵ̈ ᴺ ᴹ ⅂

Note:

BR:	Company Code
D880:	Product Type.
O:	h_{FE} Classifications Symbol
****:	Lot No. Code, code change with Lot No.