3DA8050

Rev.F Mar.-2016

/ Descriptions

TO-92 NPN Silicon NPN transistor in a TO-92 Plastic Package.

/ Features

P_C,I_C , 3CA8550

High P_C and I_C, complementary pair with 3CA8550.

/ Applications

2W

2W output amplifier of portable radios in class B push-pull operation.

/ Equivalent Circuit

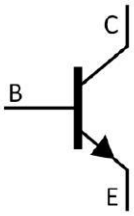

/ Pinning



PIN1 Base PIN 2 Collector PIN 3 Emitter

/ h_{FE} Classifications & Marking

h_{FE} Classifications Symbol	B	C	D

	Symbol	Rating	Unit
	V_{CBO}	40	V
	V_{CEO}	25	V
	V_{EBO}	6	V
	I_C	1.5	A
	I_B	0.5	A
	P_C	1.0	W
	T_j	150	
	T_{stg}	-55 150	

Test Conditions	Min	Typ	Max	Unit
I_C=0.1mA I_E=0	40			V
I_C=2.0mA I_B=0	25			V
I_E=0.1mA I_C=0				

3DA8050

/ Package Dimensions



/ Marking Instructions

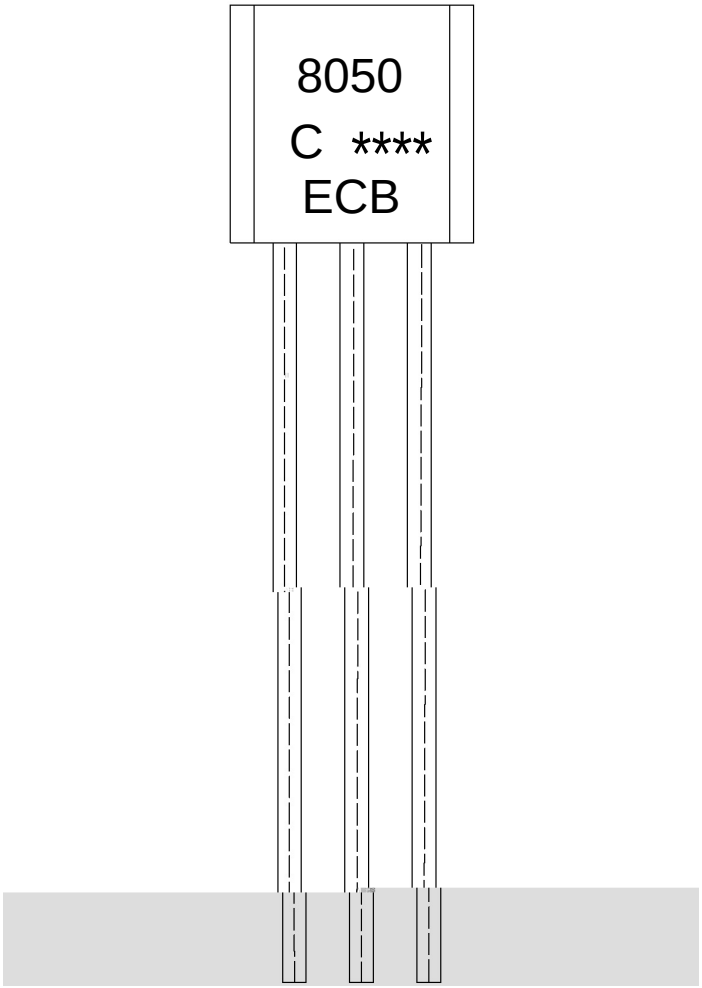

8050

C: h_{FE}

****

ECB:

Note:

8050:	Product Type.
C:	h_{FE} Classifications Symbol.
****:	Lot No. Code, code change with Lot No.
ECB	Pinning

( ) / Temperature Profile for Dip Soldering(Pb-Free)

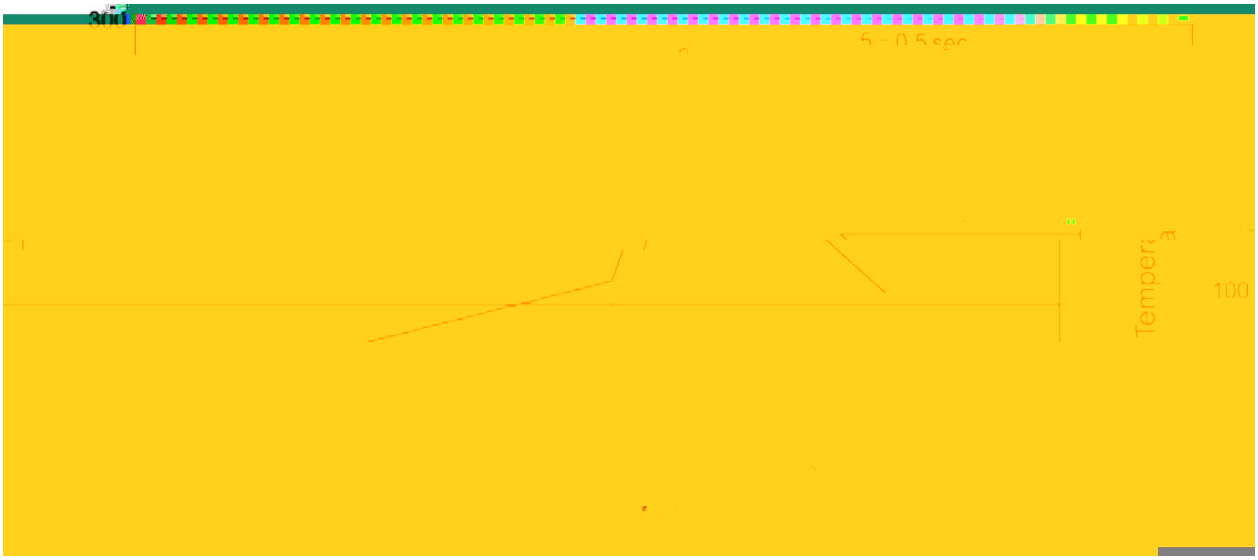

1	25 150	60 90sec;	Note:	
2	255±5	5±0.5sec;	1.Preheating:25~150	, Time:60~90sec.
3	2 10 /sec.		2.Peak Temp.:255±5	, Duration:5±0.5sec.
			3. Cooling Speed: 2~10 /sec.	

/ Resistance to Soldering Heat Test Conditions

270±5 10±1 sec. Temp.:270±5 Time:10±1 sec

/ Packaging SPEC.

/ BULK

Package Type	Units					Dimension (unit mm3)		
	Units/Bag /	Bags/Inner Box /	Units/Inner Box /	Inner Boxes/Outer Box /	Units/Outer Box /	Bag	Inner Box	Outer Box
TO-92	1,000	10	10,000	5	50,000	135×190	237×172×102	560×245×195
	1,000	10	10,000	10	100,000	135×190	237×172×102	560×245×375

/ AMMO

Package Type	Units					Dimension (unit mm3)	
	Units/tape /	Tape/Inner Box /	Rows/Inner Box /	Inner Boxes/Outer Box /	Units/Outer Box /	Inner Box	Outer Box
TO-92	3,000	1	120	10	30,000	328×230×42	480×346×235 547×407×268

/ Notices