/ Descriptions

WR0<5 Ṃ Ṃ Ŧ ɔ я ذ ̃Ǫ ʜ Voltage Regulator in a TO-92 Plastic Package.

/ Features

s ᛘ ᛘ я ذ ̃Ǫ ʜ ı ڑ ̧ ɔ ᛚ ᚷ ᚠ 433 p D/ ŋ ɸ ص ̧ ̧ ʒ ï ˜ ˜ ث ں ̇

3-Terminal regulators ,output current up to 100 mA, internal thermal overload protection and short-circuit limiting.

/ Applications

ɔ я ذ ̃Ǫ ʜ

Voltage Regulator.

/ / Equivalent Circuit or Application Circuit

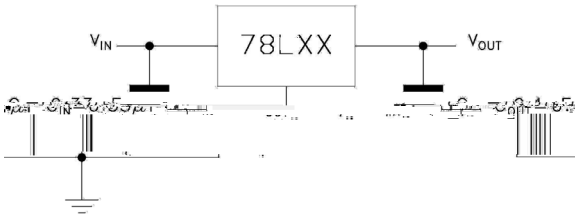

/ Pinning



PIN1 χ IN PIN 2 χ GND PIN 3 χ OUT

/ Marking

ð м ᛘ ب ˝ See Marking Instructions

v ̈Ω̣ Parameter	ɬ N Symbol	̈Ω̣Ö Rating	D Ɉ Unit
Input voltage	V_I	30	V
Output current	I_O	100	mA
Operating virtual Junction temperature	T_J	0 125	
Power Dissipation	P_D	500	mW
Storage temperature range	T_{stg}	-65 150	

v ̈Ω̣ Parameter	ɬ N Symbol	⅃ ⁝ ̊ Ţ Test Conditions	ω̣ ṇ Ö Min	Ɛ ʒ Ö Typ	ω̣ ᶻ Ö Max	D Ɉ Unit
		I_o 40mA T_j=25	5.75	6.0	6.25	V
Output voltage	V_O	I_O=1mA to 40=				

/ Electrical Characteristic Curve

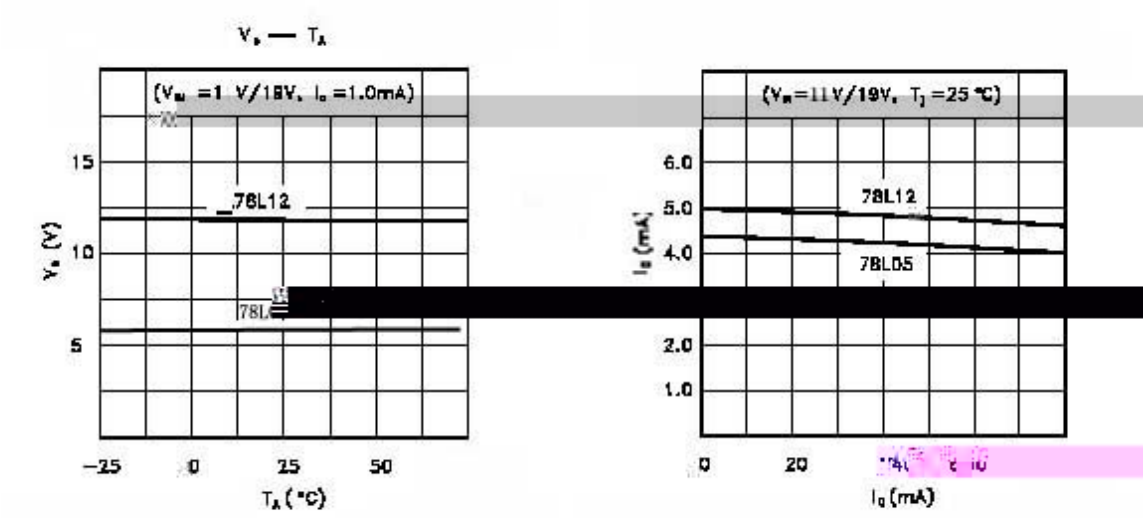

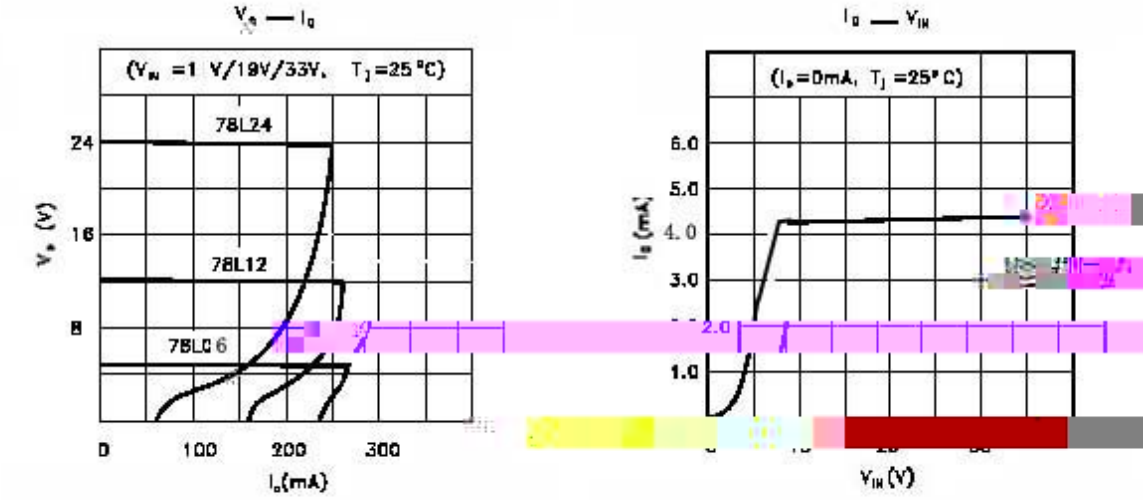

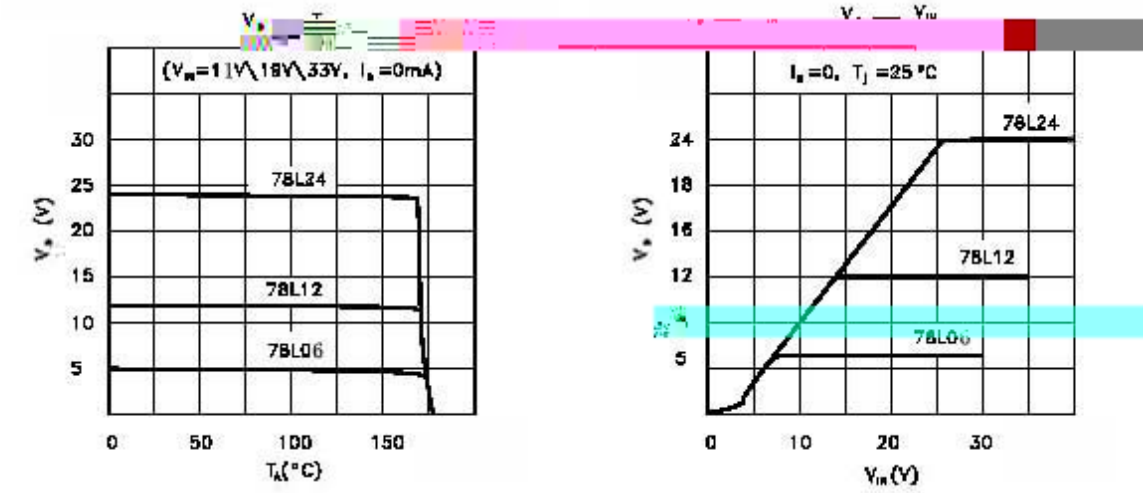

/ Package Dimensions



/ Marking Instructions

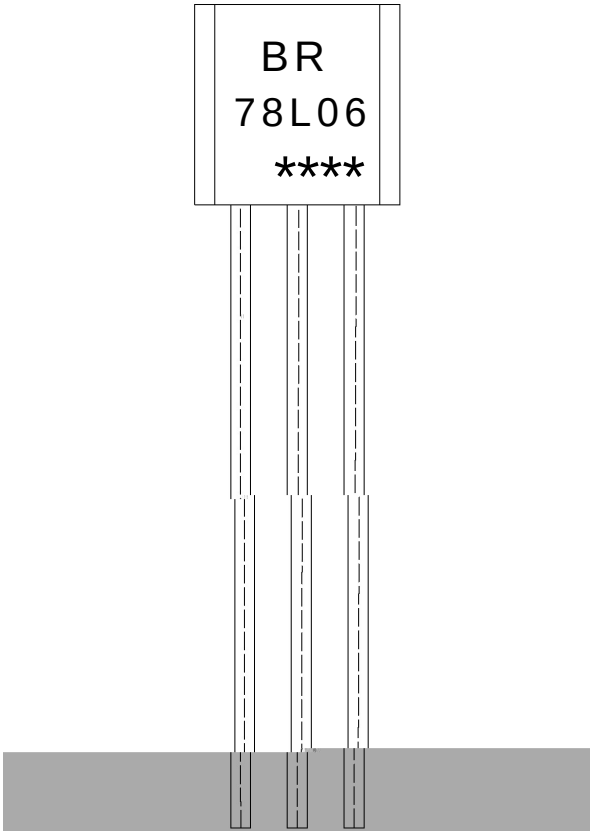

BR	Company Code.
78L06	Product Type.
****	Lot No. Code, code change with Lot No.

Note:

( ) / Temperature Profile for Dip Soldering(Pb-Free)



ب ˝ χ

1 ⺁ ♬ □ ỷ 25 Ḱ 150 ɬ ı `H ڑ 60 Ḱ 90sec;

2 Š Ö □ ỷ 255 ° 5 ɬ ı `H ڑ `Y ⺈ ⺮ 5 ° 0.5sec;

3 ì ˙ ⺋ ˛ ɔ ⺌ ỷ ⺮ 2 Ḱ 10 ɬ /sec.

Note:

1.Preheating:25~150 ɬ , Time:60~90sec.

2.Peak Temp.:255 ° 5 ɬ , Duration:5 ° 0.5sec.

3. Cooling Speed: 2~10 ɬ /sec.

/ Resistance to Soldering Heat Test Conditions

□ ỷ χ 270 ° 5 ɬ `H ڑ χ 10 ° 1 sec. Temp:270±5 Time:10±1 sec

/ Packaging SPEC.

ˇΩ ţ γ ⺊ / BULK

Package Type	Units					Dimension (unit mm3)		
	Units/Bag /	Bags/Inner Box /	Units/Inner Box /	Inner Boxes/Outer Box /	Units/Outer Box /	Bag	Inner Box	Outer Box
TO-92	1,000	10	10,000	5	50,000	135×190	237×172×102	560×245×195
	1,000	10	10,000	10	100,000	135×190	237×172×102	560×245×375

⺈ Ṿ γ ⺊ / AMMO

Package Type	Units					Dimension (unit mm3)	
	Units/tape /	Tape/Inner Box /	Rows/Inner Box /	Inner Boxes/Outer Box /	Units/Outer Box /	Inner Box	Outer Box
TO-92	3,000	1	120	10	30,000	328×230×42	480×346×235 547×407×268

/ Notices