SOT-23 PNP Silicon PNP transistor in a SOT-23 Plastic Package.

PC IC ,hFE , 9013M

High P_C and I_C, Excellent h_{FE} linearity, complementary pair with 9013M,HF Product.

Amplifier of portable radios in class B push-pull operation.

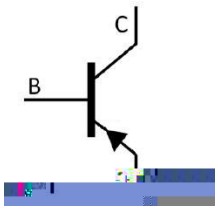

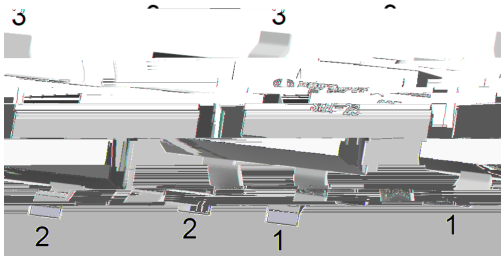

PIN1 Base PIN 2 Emitter PIN 3 Collector

h_{FE} Classifications Symbol	D	E	F	G	H	I
h_{FE} Range	64 91	78 112	96 135	112 166	144 202	188 276
Marking	H2TD	H2TE	H2TF	H2TG	H2TH	H2TI

Parameter	Symbol	Rating	Unit
Collector to Base Voltage	V_{CBO}	-40	V
Collector to Emitter Voltage	V_{CEO}	-20	V
Emitter to Base Voltage	V_{EBO}	-5.0	V
Collector Current	I_C	-500	mA
Base Current	I_B	-100	mA
Collector Power Dissipation	P_C	300	mW
Junction Temperature	T_j	150	
Storage Temperature Range	T_{stg}	-55 150	

Parameter	Symbol	Test Conditions	Min	Typ	Max	Unit
Collector to Base Breakdown Voltage	V_{CBO}	I_C=-0.1mA I_E=0	-40			V
Collector to Emitter Breakdown Voltage	V_{CEO}	I_C=-1.0mA I_B=0	-20			V
Emitter to Base Breakdown Voltage	V_{EBO}	I_E=-0.1mA I_C=0	-5.0			V
Collector Cut-Off Current	I_{CBO}	V_{CB}=-25V I_E=0			-0.1	

484.08

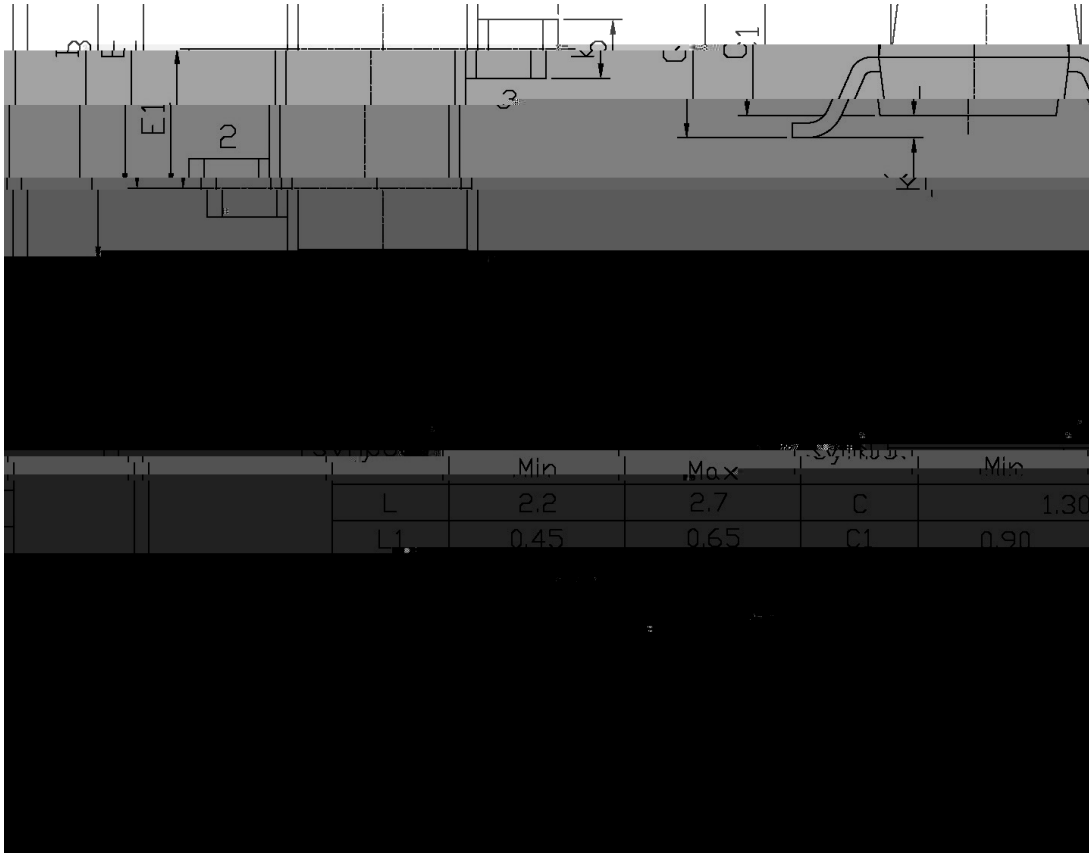

	Min	Max		Min
L	2.2	2.7	C	1.30
L1	0.45	0.65	C1	0.90

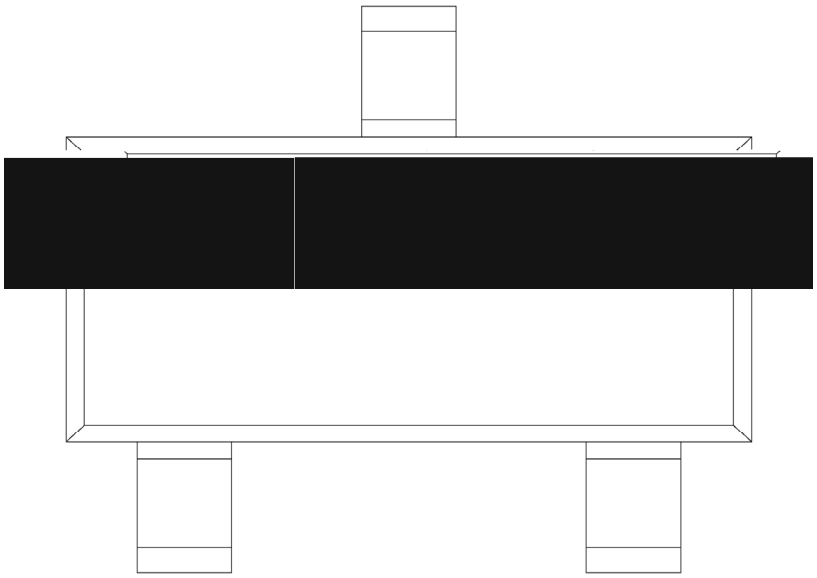

H

2T

D h_{FE}

Note:

H	Company Code
2T	Product Type Code
D	h_{FE} Classifications Symbol Code

Temperature Profile for IR Reflow Soldering(Pb-Free)



Note:

1 150 180 60 90sec; 1.Preheating:150~180 , Time:60~90sec.

2 245±5 5±0.5sec; 2.Peak Temp.:245±5 , Duration:5±0.5sec.

3 2 10 /sec. 3. Cooling Speed: 2~10 /sec.

260±5 10±1 sec. Temp.:260±5 Time:10±1 sec

/ REEL

Package Type	Units					Dimension		(unit mm^3)
	Units/Reel	Reels/Inner Box	Units/Inner Box	Inner Boxes/Outer Box	Units/Outer Box	Reel	Inner Box	
	/	/	/	/	/			