/ Descriptions

SOT-23 NPN Silicon NPN transistor in a SOT-23 Plastic Package.

/ Features

, BC327M

High current, complementary pair with BC327M.

/ Applications

General power amplifier and switching.

/ Equivalent Circuit

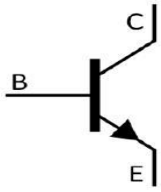



PIN1 Base PIN 2 Emitter PIN 3 Collector

/ h_{FE} Classifications & Marking

Parameter	Symbol	Rating	Unit
Collector to Base Voltage	V_{CBO}	50	V
Collector to Emitter Voltage	V_{CEO}	45	V
Emitter to Base Voltage	V_{EBO}	5.0	V
Collector Current - Continuous	I_C	800	mA
Collector Emitter - Continuous	I_E	-800	mA
Collector Power Dissipation	P_C	300	mW
Junction Temperature	T_j	150	
Storage Temperature Range	T_{stg}	-55˙ 150	

Parameter	Symbol	Test Conditions	Min	Typ	Max	Unit

M3gt4

/ Electrical Characteristic Curve

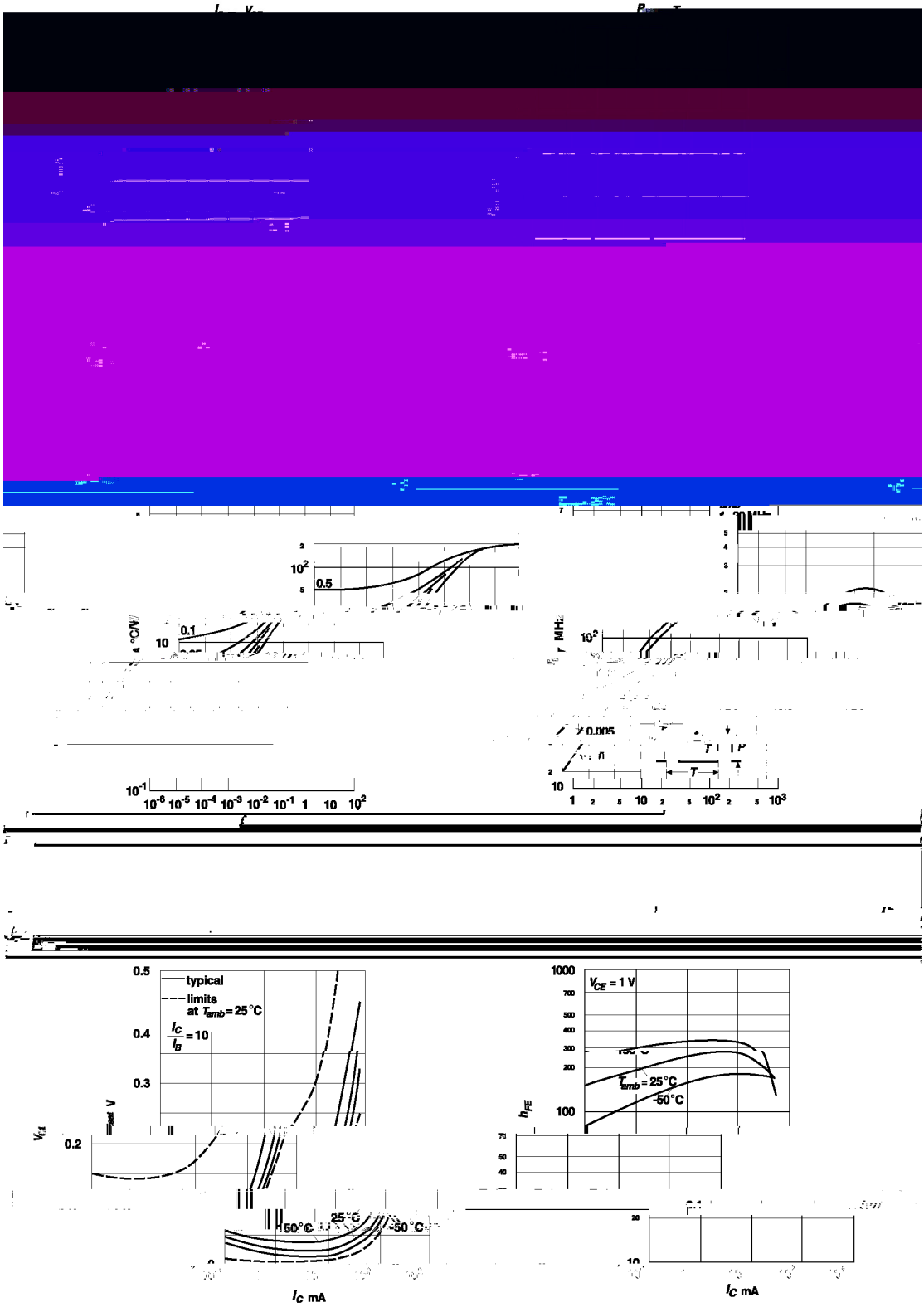

/ Package Dimensions

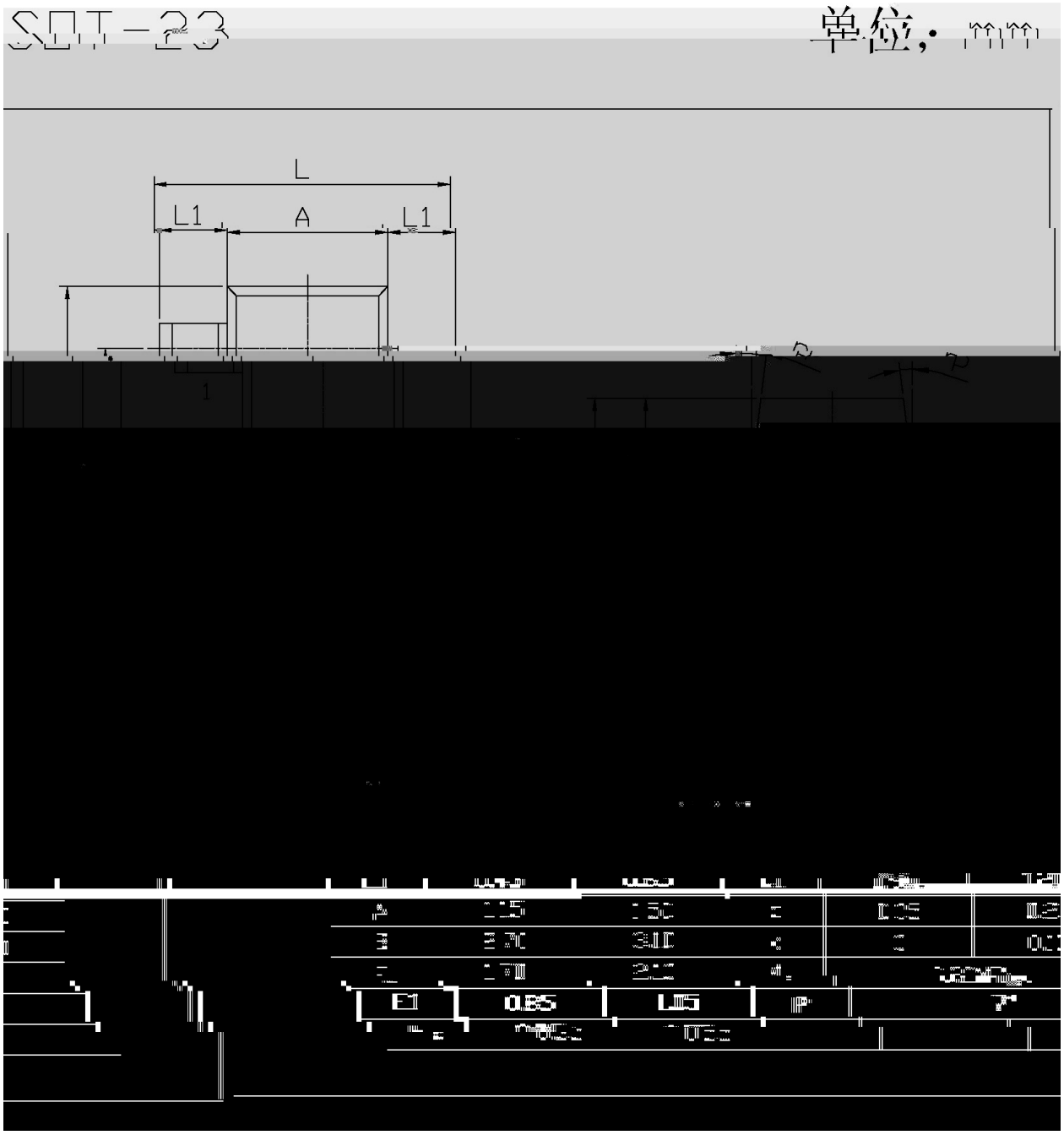

/ Marking Instructions

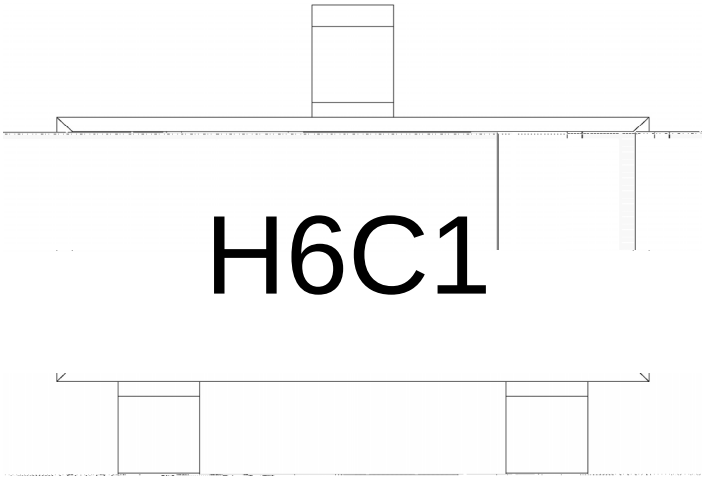

H

6C1

Note:

H: Company Code.

6C1: Product Type Code.

( ) / Temperature Profile for IR Reflow Soldering(Pb-Free)

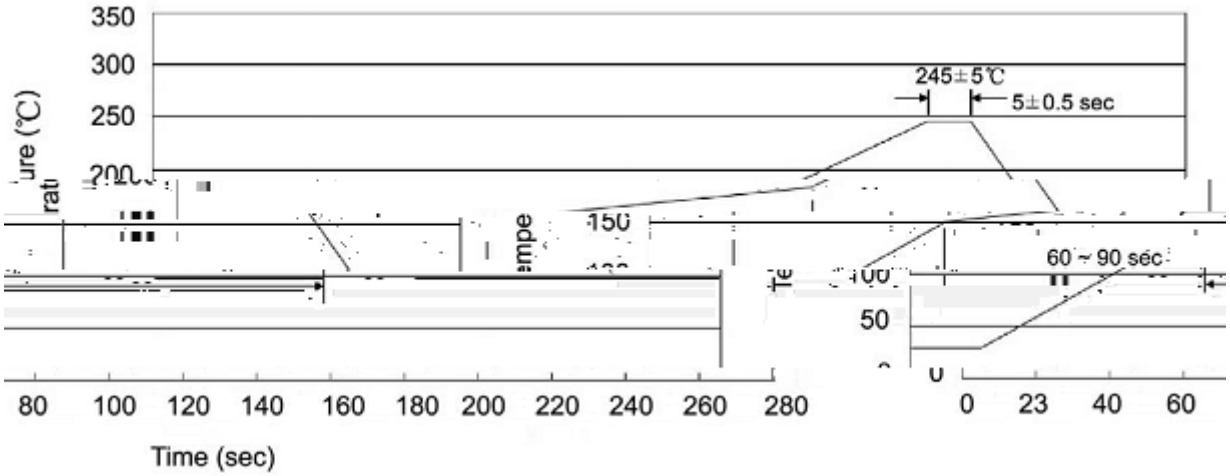

			Note:
1	25 150	60 90sec;	1.Preheating:25~150 , Time:60~90sec.
2	245±5	5±0.5sec;	2.Peak Temp.:245±5 , Duration:5±0.5sec.
3	2 10 /sec.		3. Cooling Speed: 2~10 /sec.

/ Resistance to Soldering Heat Test Conditions

260±5 10±1 sec. Temp.:260±5 Time:10±1 sec

/ Packaging SPEC.

/ REEL

Package Type 封装形式	Units 包装数量					Dimension 包装尺寸 (unit: mm^3)		
	Units/Reel 只/卷盘	Reels/Inner Box 卷盘/盒	Units/Inner Box 只/盒	Inner Boxes/Outer Box 盒/箱	Units/Outer Box 只/箱	Reel	Inner Box 盒	Outer Box 箱
SOT-23	3,000	10	30,000	6	180,000	7 ρ ×8	180×120×180	390×385×205

/ Notices