Silicon PNP transistor in a SOT-323 Plastic Package.

High current, low voltage complementary pair with BC817W.

General purpose switching and amplification.

/ Equivalent Circuit

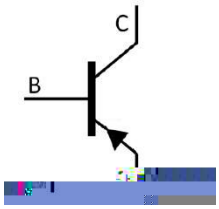



PIN1 Emitter PIN 2 Base PIN 3 Collector

/ Absolute Maximum Ratings(Ta=25)

Parameter	Symbol	Rating	Unit
Collector to Base Voltage	V_{CBO}	-50	V
Collector to Emitter Voltage	V_{CEO}	-45	V
Emitter to Base Voltage	V_{EBO}	-5.0	V
Collector Current - Continuous	I_C	-500	mA
Peak Collector Current - Continuous	I_{CM}	-1.0	A
Collector Power Dissipation	P_C	200	mW
Junction Temperature	T_j	150	
Storage Temperature Range	T_{stg}	-55 150	

Parameter	Symbol	Test Conditions	Min	Typ	Max	Unit
Collector Cut-Off Current	I_{CBO}	V_{CB}=-20V I_E=0			-0.1	A
Emitter Base Cut-Off Current	I_{EBO}	V_{EB}=-5.0V I_C=0			-0.1	A
DC Current Gain	h_{FE}	V_{CE}=-1.0V I_C=-100mA	100		600	
Collector to Emitter Saturation Voltage	$V_{CE(sat)}$	I_C=-500mA I_B=-50mA			-0.7	V
Base to Emitter Voltage	V_{BE}	V_{CE}=-1.0V I_C=-500mA			-1.2	V
Transition Frequency	f_T	V_{CE}=-5V I_C=-10mA f=100MHz	80			MHz
Collector Capacitance	C_C	V_{CB}=-10V I_E=ie=0 f=1.0MHz		10		pF

/ Electrical Characteristic Curve



/ Package Dimensions

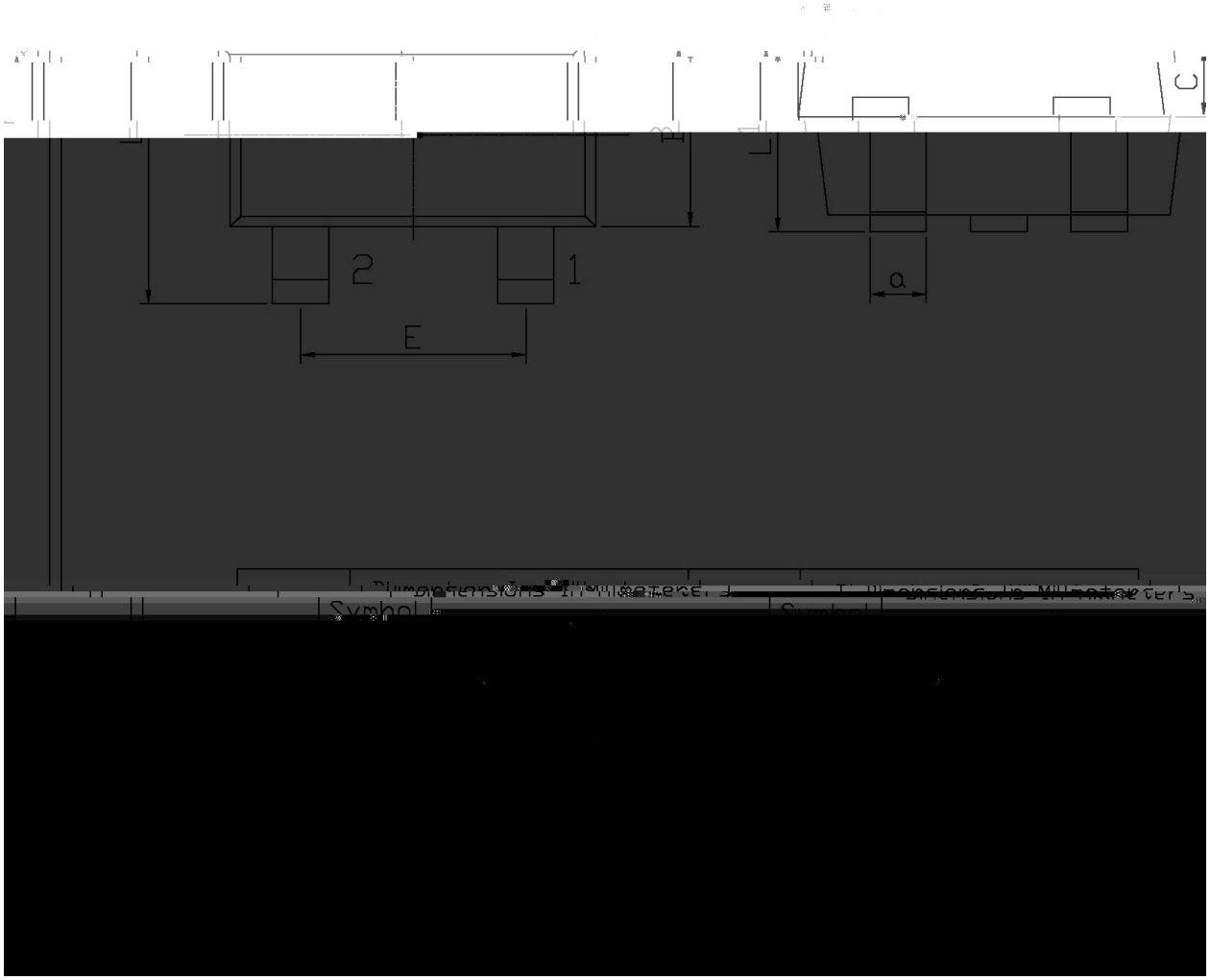

/ Marking Instructions

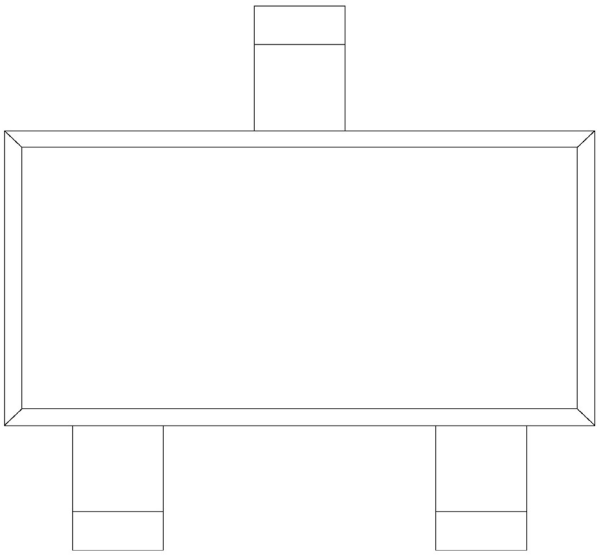

( ) /

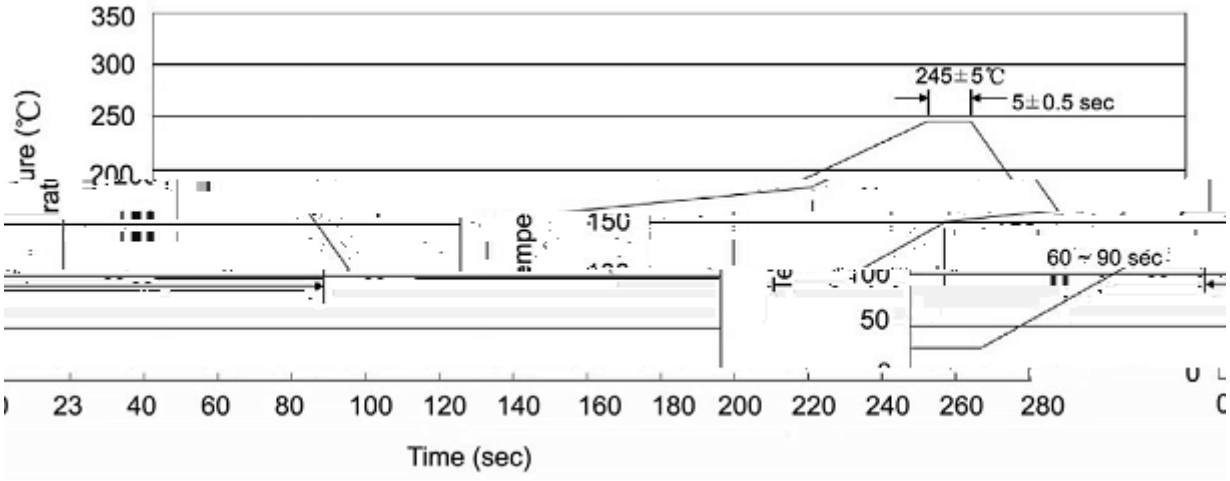

Note:

1 25 150 60 90sec;

1.Preheating:25~150 , Time:60~90sec.

2 245 5 5 0.5sec;

2.Peak Temp.:245 5 , Duration:5 0.5sec.

3 2 10 /sec.

3. Cooling Speed: 2~10 /sec.

/ Resistance to Soldering Heat Test Conditions

260 5 10 1 sec. Temp.:260±5 Time:10±1 sec

/ Packaging SPEC.

/ REEL

Package Type	Units					Dimension		(unit mm^3)
	Units/Reel /	Reels/Inner Box /	Units/Inner Box /	Inner Boxes/Outer Box /	Units/Outer Box /	Reel	Inner Box	Outer Box
SOT-323	3,000	10	30,000	6	180,000	7 ×8	180×120×180	390×385×205

/ Notices