/ Descriptions

SOT-23 PNP Silicon PNP transistor in a SOT-23 Plastic Package.

/ Features

300mA

high current gain at collector currents to 300 mA.

/ Applications

General purpose amplifier.

/ Equivalent Circuit

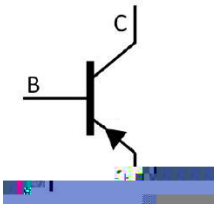

/ Pinning



PIN1 Base PIN 2 Emitter PIN 3 Collector

/ h_{FE} Classifications & Marking

h_{FE} Range	130 630
Marking	HBK

Parameter	Symbol	Rating	Unit
Collector to Base Voltage	V_{CBO}	-45	V
Collector to Emitter Voltage	V_{CEO}	-45	V

/ Electrical Characteristic Curve

h_{FE} — I_C



V_{CESAT} — I_C

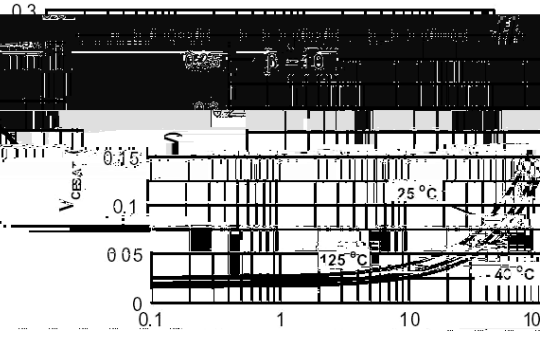

f_T — I_C



/ Package Dimensions



/ Marking Instructions



H

BK

Note:

H: Company Code

BK: Product Type Code

( ) / Temperature Profile for IR Reflow Soldering(Pb-Free)

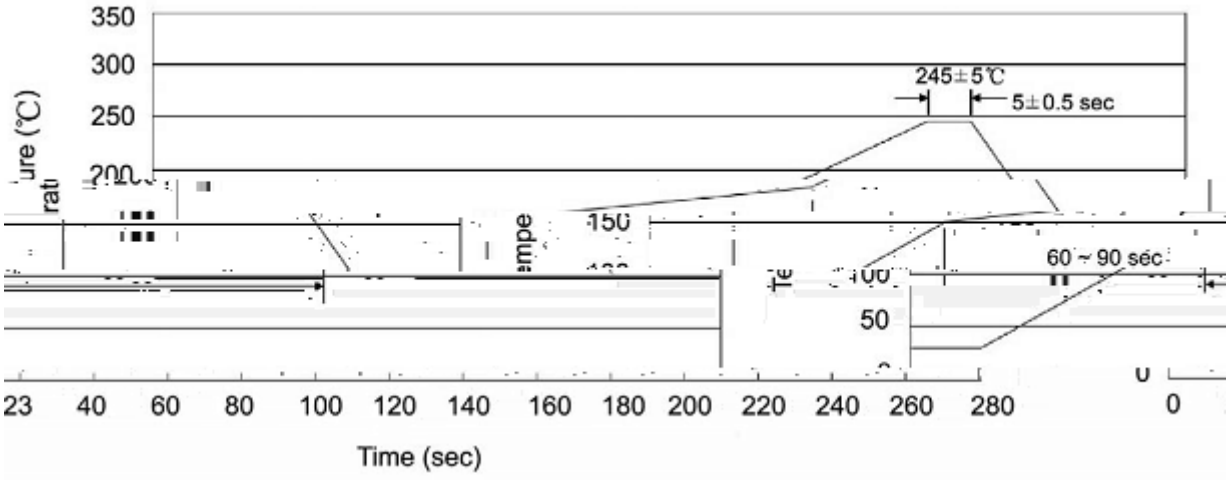

Note:

1	25	150	60	90sec;	1.Preheating:25~150 , Time:60~90sec.
2	245±5			5±0.5sec;	2.Peak Temp.:245±5 , Duration:5±0.5sec.
3		2	10	/sec.	3. Cooling Speed: 2~10 /sec.

/ Resistance to Soldering Heat Test Conditions

260±5	10±1 sec.	Temp.:260±5	Time:10±1 sec

/ Packaging SPEC.

/ REEL

Package Type	Units					Dimension		(unit mm^3)
	Units/Reel /	Reels/Inner Box /	Units/Inner Box /	Inner Boxes/Outer Box /	Units/Outer Box /	Reel	Inner Box	Outer Box
SOT-23	3,000	10	30,000	6	180,000	7 ×8	180×120×180	390×385×205

/ Notices