
BRBZT52CXXXSQ

Rev.A Apr.-2022

DATA SHEET

/ Descriptions

SOD-323

Zener Diode in a SOD-323 Plastic Package.

/ Features

200mW AEC-Q101

200mW Power dissipation, medium current, automated assembly processes, Qualified to AEC-Q101 Standards for High Reliability, HF Product.

/ Applications

2.4V-3 V

2.4V to 39V wide zener voltage range applications, Meet the stringent requirements of automotive applications.

/ Equivalent Circuit

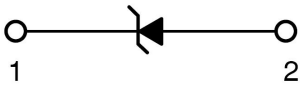

/ Pinning



PIN1:Cathode PIN2:Anode

/ Marking

See Electrical Characteristics.

Parameter	Symbol	Rating	Unit
Forward Voltage (Note 2) (I_F=10mA)	V_F	0.9	V
Power Dissipation(Note 1)	P_D	200	mW
Typical Thermal Resistance Junction to Ambient(Note 1)	$R_{\theta JA}$	625	℃/W
Junction and Storage Temperature Range	T_j,T_{stg}	-65～150	℃

Type Number	Mark -ing Code	Zener Voltage Range (Note 2)	Maximum Zener mpedance (Note 3)	Maximum Reverse Current (Note 2)	Typical Temperature Coefficient @I

/ Electrical Characteristics(Ta=25)

Type Number	Marking Code	Zener Voltage Range (Note 2)	Maximum Zener mpedance (Note 3)	Maximum Reverse Current (Note 2)	Typical Temperature Coefficient @I_{ZTC} mV/ºC	Test Curre nt I_{ZTC}

/ E

/ Package Dimensions

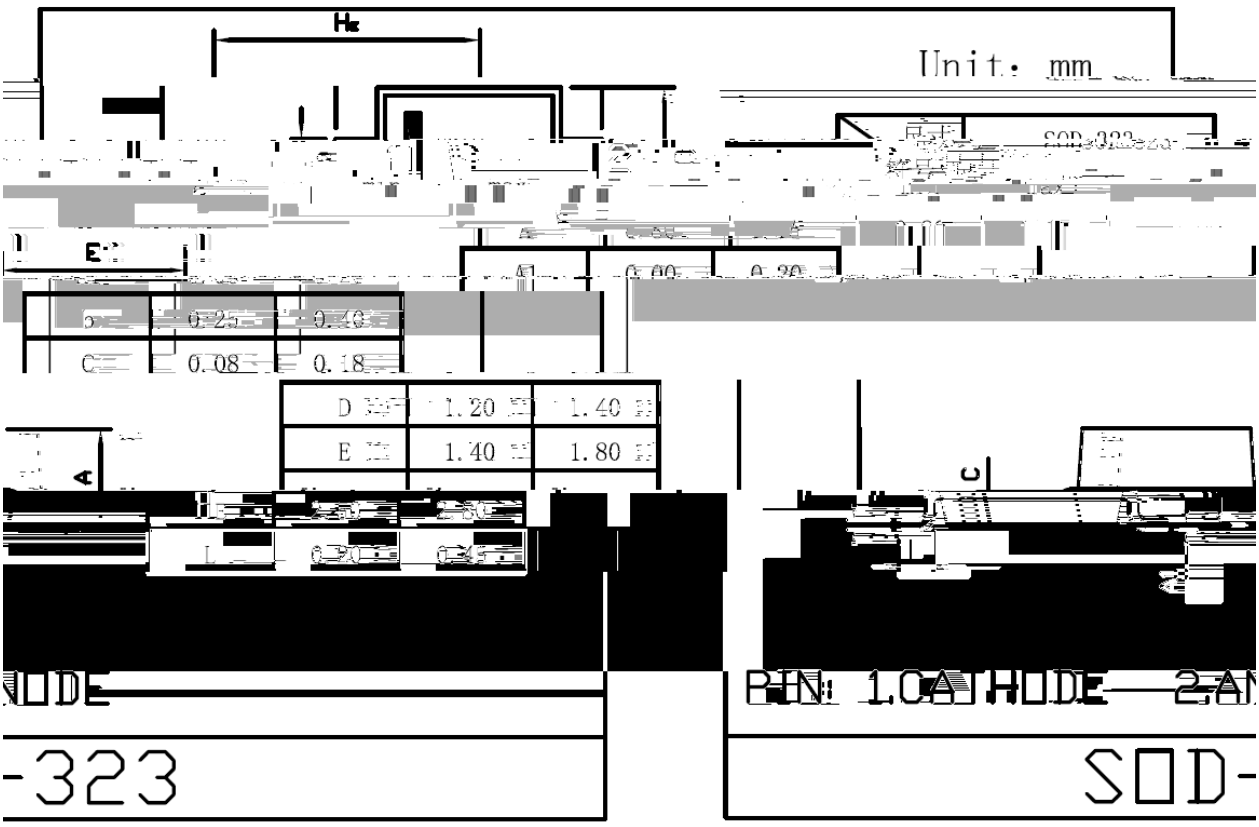

/ Marking Instructions

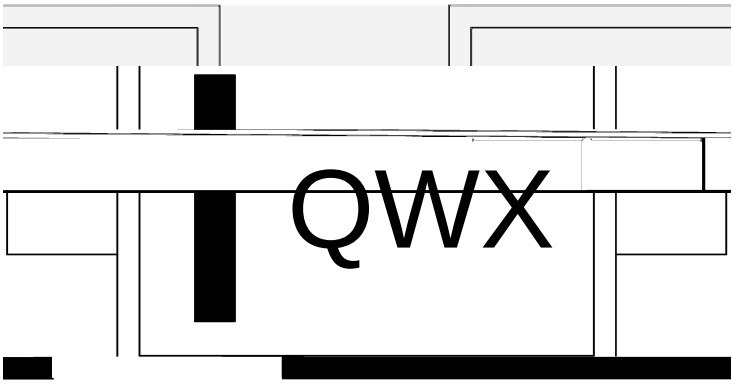

Q

WX

Note:

Q: Automobile halogen-free product Code

WX: Product Type

( ) / Temperature

1	150	200	60	120s
2	255±5			5±0.5
3		2	10℃/sec.	

/ Resistance to So

260±5℃ 10±1 sec.

/ Packaging SPEC.

/ REEL

Package Type	Units							
	Units/Reel /	Reels/Inner Box /	Units/Inner Box /	Inner Boxes/Outer Box /	Units/Outer Box /	Reel	Inner Box	Outer Box