/ Descriptions

SOT-23

Zener Diode in a SOT-23 Plastic Package.

/ Features

300mW AEC-Q101

300mW power dissipation, Ideally Suited for Automated Assembly, Qualified to AEC-Q101 Standards for High Reliability, HF Product.

/ Applications

2.4V-51V

2.4V to 51V wide zener voltage range applications, Meet the stringent requirements of automotive applications.

/ Equivalent Circuit

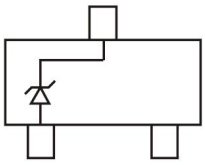

/ Pinning

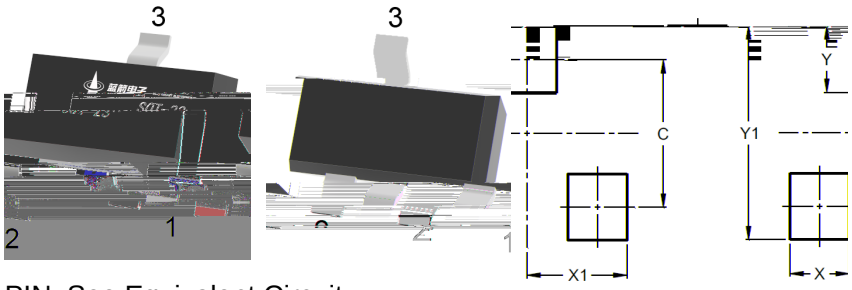

PIN: See Equivalent Circuit.

/ Marking

See Electrical Characteristics.

Parameter	Symbol	Rating	Unit
Forward Volt/T27e(10mA)	V_F	0.9	V
Power Dissipation(Note 1)	P_D	300	mW
Power Dissipation(Note 4)	P_D	350	mW
(Note 1)	R_{JA}	417	/W
(Note 4)	R_{JA}	357	/W
Junction and Stor72e Temperature Range	T_j,T_{stg}	-65 150	

Zener Volt9.2(ag)-6(e Ran)-6(g).7(e)-6( )]TJ2.9145 -1.1467 TD-.0015 Tc.0038 Tw[(Note 2))-8.6(0)]TJ12.

Type Number | Marking Code

BRBZX84C3V3Q	QZE	3.3	3.1	3.5	5.							
~~BRBZX84C3V6Q~~	~~QZF~~	~~3.6~~	~~3.4~~	~~3.8~~	~~5.~~							
BRBZX84C3V9Q	QZG	3.9	3.7	4.1	5.							
BR												
~~BRBZX84C10Q~~	~~QZ9~~	~~10~~	~~9.4~~	~~10.6~~	~~5.~~							

/ Electrical Characteristic Curve

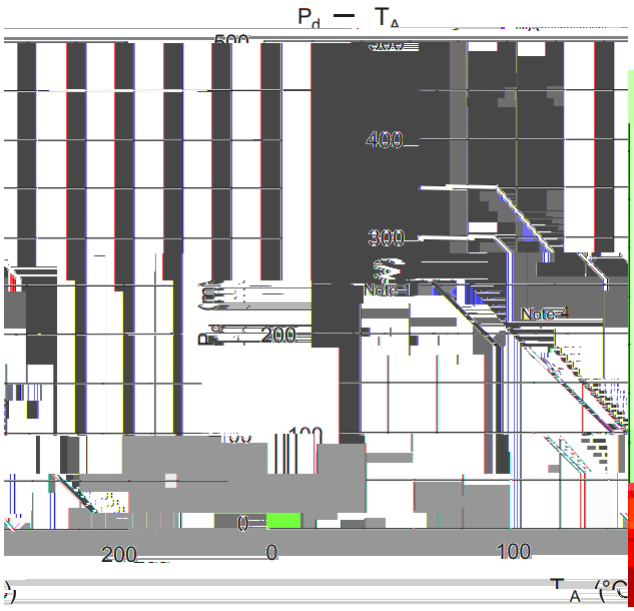

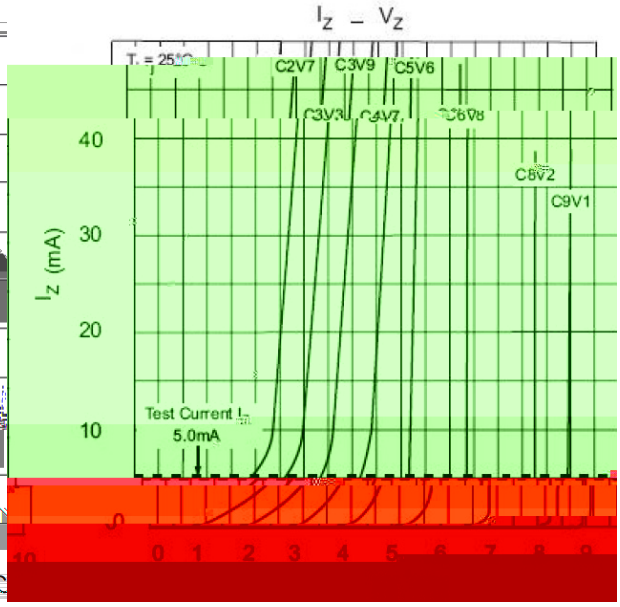

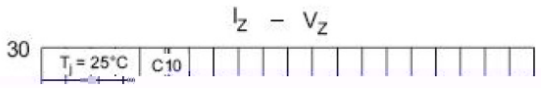

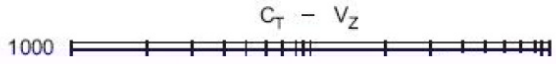

/ Package Dimensions



/ Marking Instructions

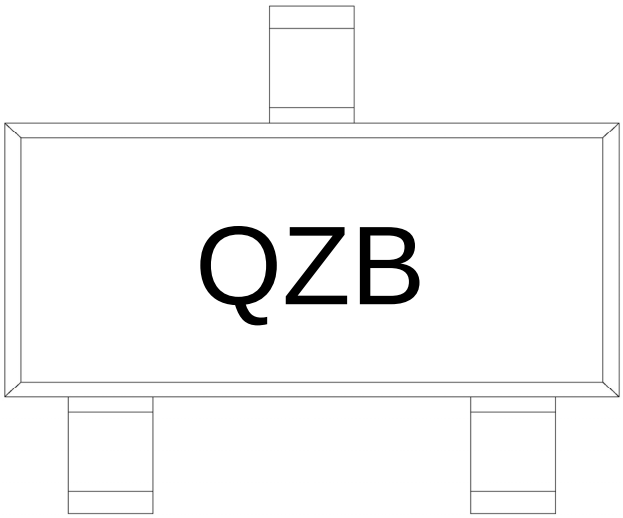

Q

ZB

Note:

Q: Automobile halogen-free product Code

ZB: Product Type

( ) / Temperature Profile for IR Reflow Soldering(Pb-Free)

Note:

1	150 200 60 120sec;	1.Preheating:150~200 , Time:60~120sec.
2	255±5 5±0.5sec;	2.Peak Temp.:255±5 , Duration:5±0.5sec.
3	2 60 peed: 2~10 0	