BRCL3120CZV

Rev.A Feb.-2026

Ϊ̈Ω/Parameter ϒ N /Symbol

/ Electrical Characteristics(Ta=25)

Ώ Parameter	ᛘ ᚺ Symbol	ᛚ ؛ ᚾ Test Condition	ω ṇ Min	Ɛ Typ	ω Max	Ɥ Unit
Over temperature protection						
Over-temperature protection	OTP			145		
Over-temperature protection release temperature	OTPR			120		
Detection delay						
Overcharge Voltage Detection Delay Time	T_{OCV}			100		ms
Overdischarge Voltage Detection Delay Time	T_{ODV}			100		ms
Overdischarge Current1 Detection Delay Time	T_{IOV1}			8		ms
Overdischarge Current2 Detection Delay Time	T_{IOV2}			2		ms
Load Short-Circuiting Detection Delay Time	T_{SHORT}			150		μs

*ص□ ï (OTP) χ ᴛ ⁵ Õ ⁼ ó ᒐ ᵃ ñ □ ỷ ᴗ⁶ OTPR ï ᵇ ᑕ ⁵ Õ ᵓ ṇ̀ ᴧ ᴜ̀ᵖ ☼ ╗

* ï ï ᛚ ؛ χ ص ᛚ ᴧ˜ ᵗ ï ï ᛚ ؛ ã ɲ Ẃ□ᵗ ï ڤ Φ گ ᵽ ᛚ ؛ ص ᛘ ᵇ ᑕ ᒧ □ ᴧ ص ᴛ ǁ ᴗ .

/ Functionl Block Diagram

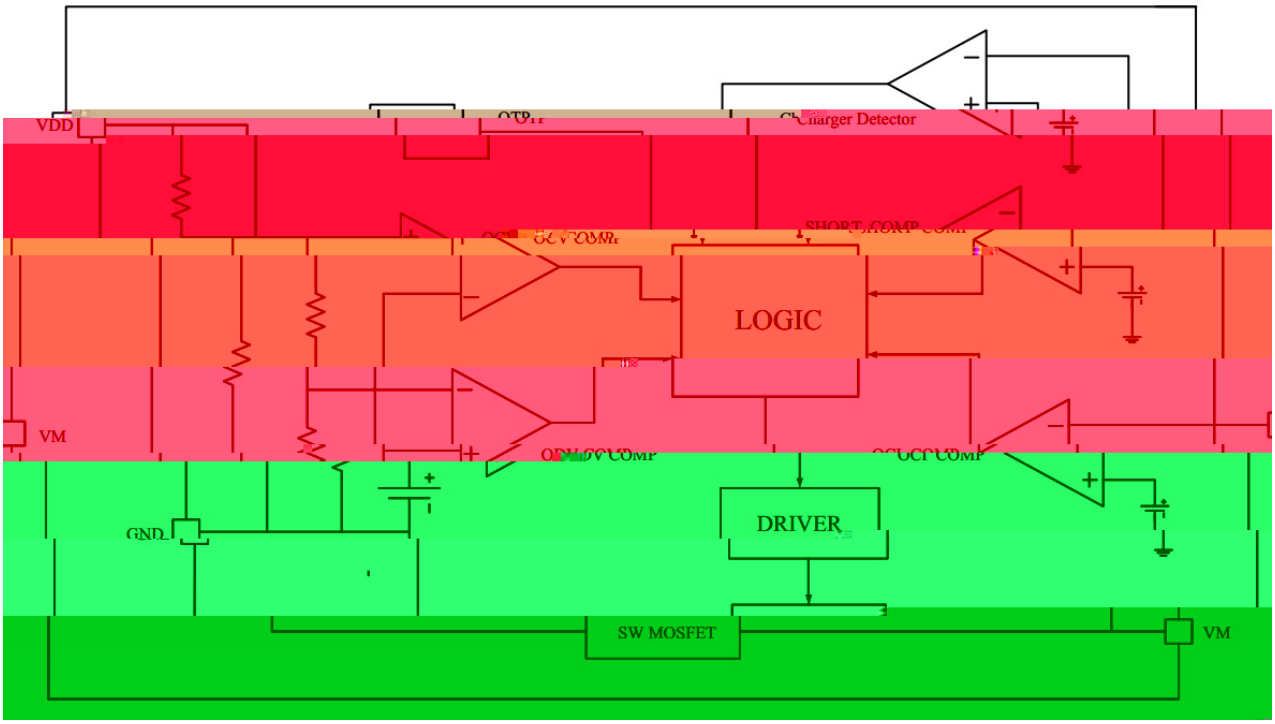

/ Charger Detection

Ẹ ص ۏ ɔ ↑ ỗ ï ⌧ ɔ – ɔ ʾ ف ⅄ V P ˥ ʊ́ ɔ ṇ ˥ ɔ 5 ⅃ ɔ +V_{FKD}, Ẹ ɔ – ɔ ˥ ص ۏ 5 ⅃ ɔ +V_{RGV}, EUF06453FZV ˌ ۏ ص ۏ ɔ ↑ ỗ

0V / 0V Battery Charging Function

3V ɔ ɔ – ɔ Ḥ 516V ɔ ɔ ɑ ڤ ˆ ↑ ỗ %`H P R V Ă Ầ ɔ ɑ ڼ ص ‖ ˥ ɔ ɔ – ɔ Ḥ 516V ɔ ɔ ⅃ j ʔ́ 533 p D ɔ – ɔ ɑ ̈Ω

/ Timing Chart

→ → **/ Overcharge → Discharge → Normal Operation.**

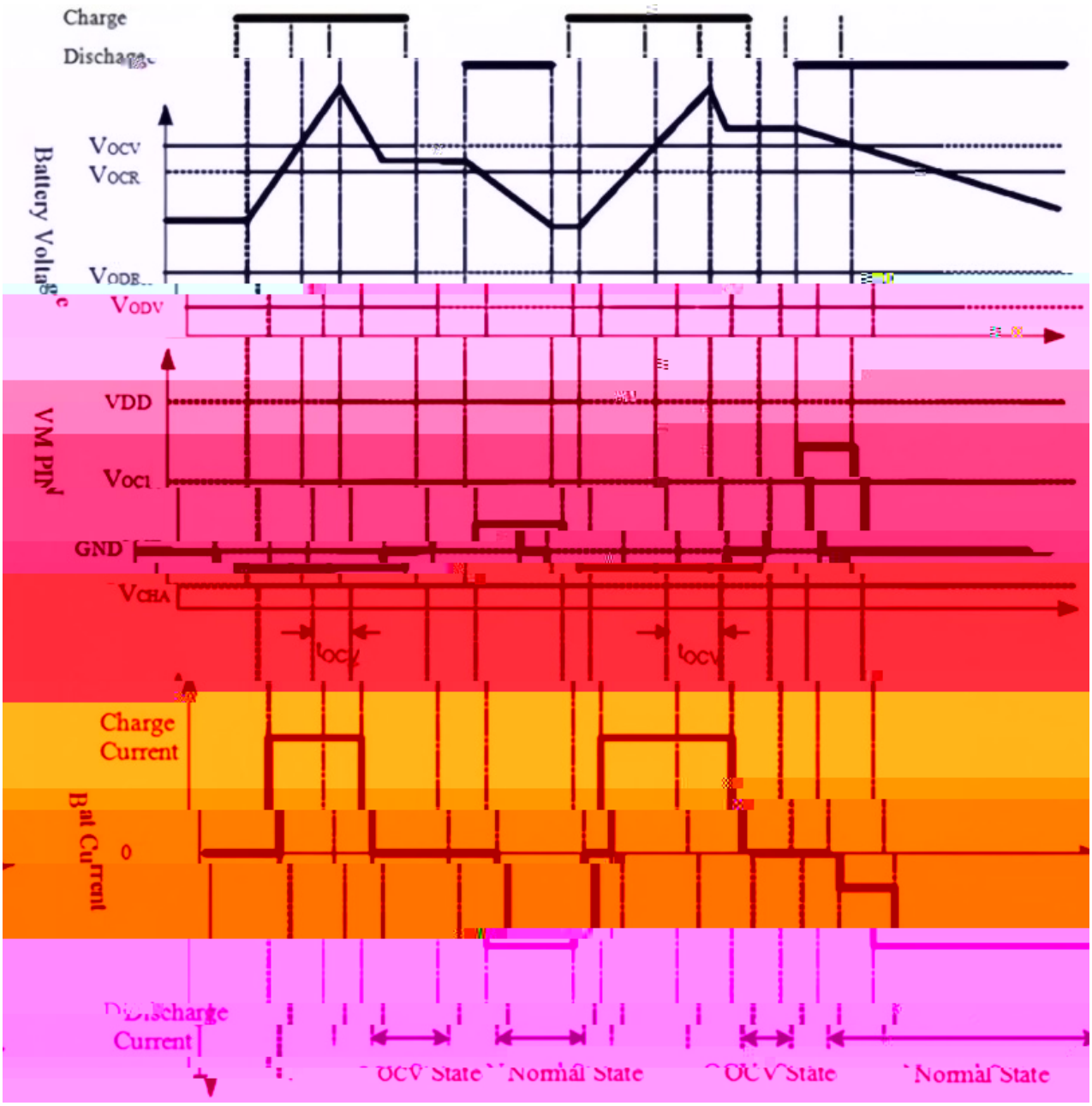

/ Timing Chart

→ → **/ Overdischarge → Charging → Normal Operation.**

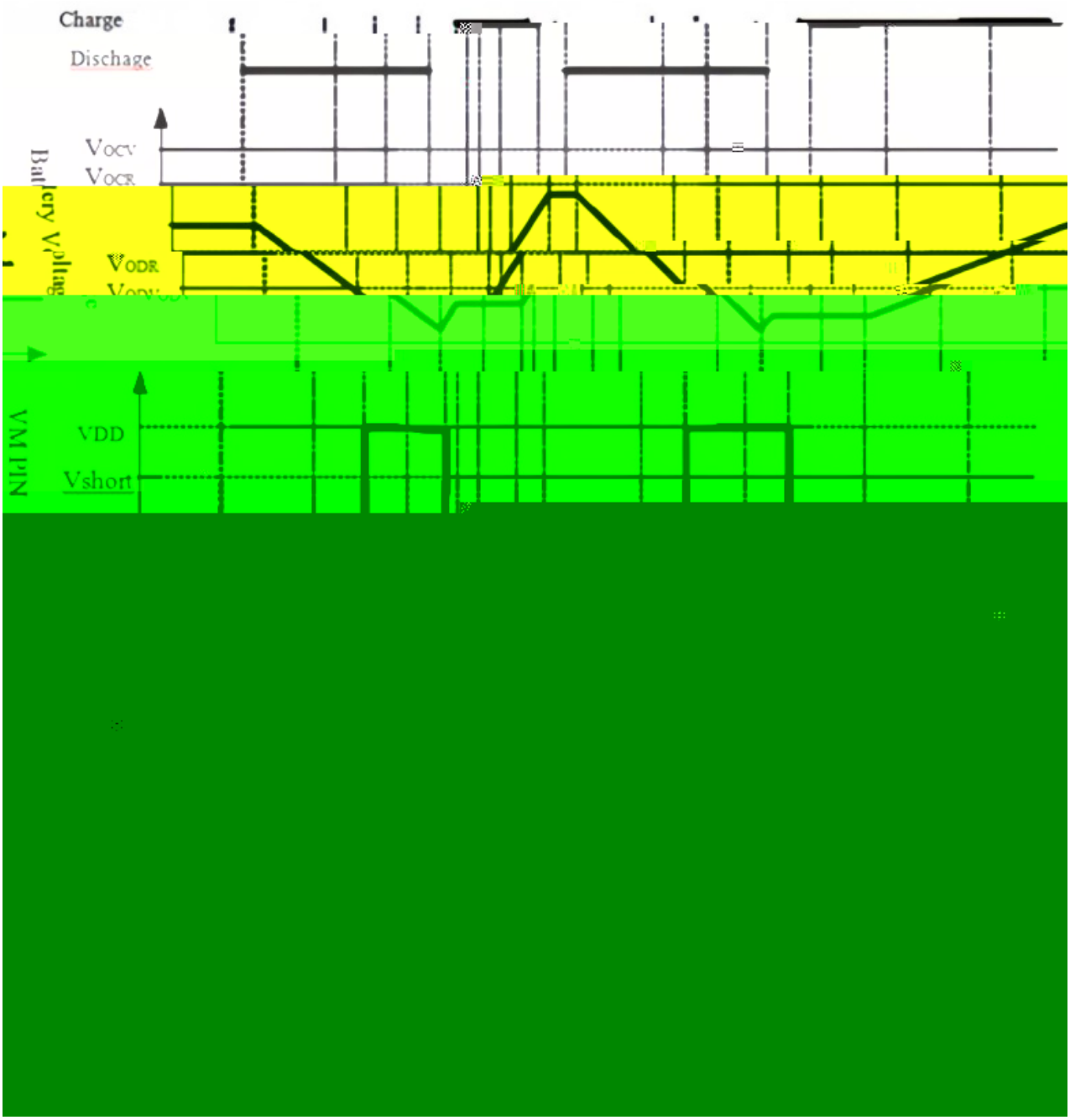

/ Timing Chart

→ **/ Discharge Overcurrent → Normal Operation.**

