"Y / Descriptions

BRCL4079YT-4.2 /
BRCL4079YT-4.2 5V USB

MOSFET
4.2V
1/10 BRCL4079YT-4.2

BRCL4079YT-4.2 PDFN3 2-6L
-40 C +85 C

/ Features

36V 6.1V
600mA
MOSFET
/
USB

4.2V 1%
2.5V
C/10
55 A

PDFN3 2-6L

/ Applications

/ Application Circuit

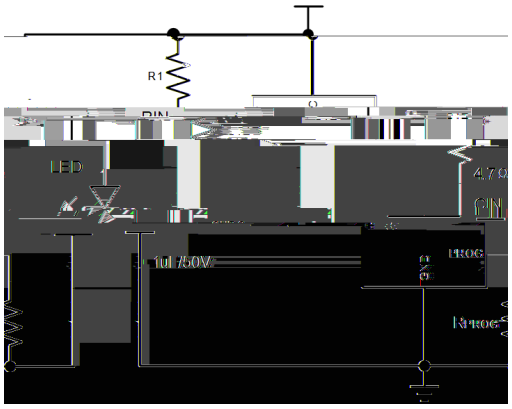

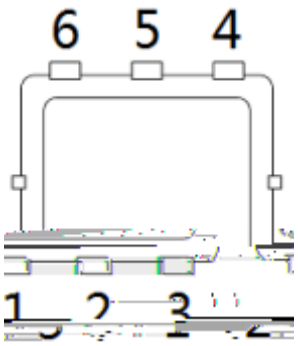

PIN Num.	Symbol	Function
1	CHRG	
2	GND	
3	BAT	
4	VCC	
5		
6		

PARAMETER	SYMBOL	RATINGS	UNITS
Input Pin Voltage	V_{VCC}	-0.3~36	V
BAT Pin Voltage	V_{BAT}	-4.2~18	
Other Pin Voltage	V_{PROG}	-0.3~5.5	
CHRG Pin Voltage	V_{CHRG}	-0.3~13	
Storage Temperature	T_{stg}	-65~+150	
Junction Temperature	T_J	150	
Operating Ambient Temperature Range	T_{OP}	-40~+85	
Lead Temperature (Soldering, 10s)	T_{solder}	260	
Power onsumption	P_D		

PARAMETER	SYMBOL	CONDITIONS	MIN	TYP	MAX	UNITS
Input Voltage Range	V					

BRCL4079YT-4.2

Rev.A Dec.-2025

DATA SHEET

ה ⺈ ̈Yت

BRCL4079YT-4.2 / PCB

600mA 1% BRCL4079YT-4.2 P

MOSFET

BRCL4079YT-4.2 USB

ㄱ ẁ ƒ ⸗ ^ ī

VCC UVLO 1% 1% PROG

BAT 2.5V

BRCL4079YT-4.2 1/10

BAT 2.5V ROG – N BAT

4.2V BRCL4079YT-4.2

1/10

1/10

PROG PROG 100mV tTERM

BRCL4079YT-4.2

~ Ë ı˜

BRCL4079YT-4.2

Rev.A Dec.-2025

Ł. L Ω / Marking Instructions

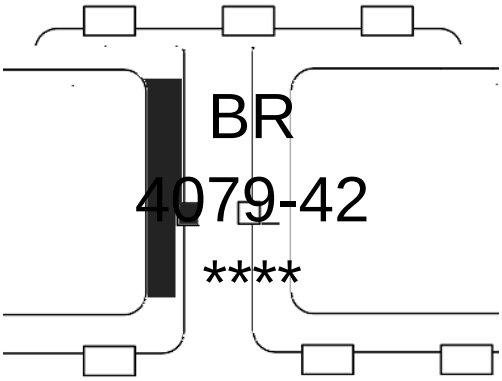

ŧħ ʃ ╗ ẘ´E ⅵ ʄ (ᾠ̣ ᴗ) / Whp shudwxuh Suriloh iru LU Uhior z Vroghulqj+Se0luhh,

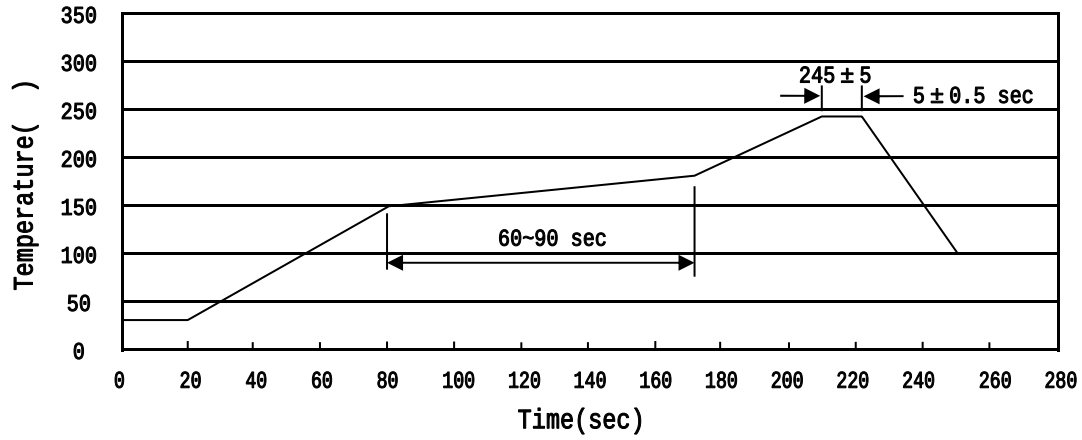

Note:

1 150 180 60 90sec; 1.Preheating:150~180 , Time:60~90sec.

2 245 5 5 0.5sec; 2.Peak Temp.:245 5 , Duration:5 0.5sec.

3 2 10 /sec. 3. Cooling Speed: 2~10 /sec.

⅃ ϋ ɑ ˝ `Y Ţ / Resistance to Soldering Heat Test Conditions

260 5 10 1 sec. Temp.:260±5 Time:10±1 sec

ɒ ᴇ ᴄ— / Packaging SPEC.

/ REEL

Package Type	Units					Dimension		(unit mm³)
PDFN3×2-6L	3,000	10	30,000	4	120,000	7 ×8	210×205×205	445×435×230

ä ɤ ʟ ̈Ω / Notices

All information provided in this document is subject to legal disclaimers.