5 é / Desc

TO-263 .> / / x N ?ú 3 « | • ’ož
N-CHANNEL MOSFET in a TO-263 Plastic Package.

¤ª / Feat

V_{DS}=60V I_D=225A
$R_{DS(on)}$@10V ”2.2m (Type. 1.9m)
—)í D }ož HF Product.

Ð ÷ / Appl

9 • ¼ › ä | c 5 … v k • • › k (2 *) Ñ Ü • k P ^ èož
High Efficiency Synchronous Rectification in SMPS,Uninterruptible Power Supply,BLDC Motor drive applications,Battery powered circuits.

Ã W] Ô · / Equ

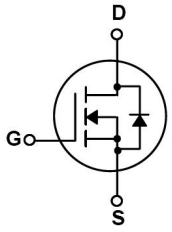

• Û - æ / Pin

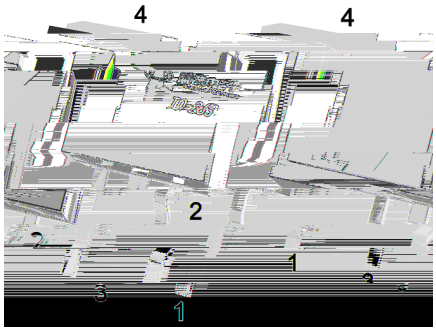

PIN1 y G PIN 2o•4 y D PIN 3 y S

, M V / Mar

• - ~ ª ¢ož
See Marking Instructions.

Ã a ? d / Abs Max Rat (Ta=25 ;)

@ ƒ Parameter		… Z Symbol	ƒ › Rating	% y Unit
Drain-Source Voltage		V_{DSS}	60	V
Drain Current		I_D(Tc=25)	225	A
Pulsed Drain Current		I_{DM}	646	A
Gate-Source Voltage		V_{GS}	±20	V
Single Pulsed Avalanche Energy L=0.5mH		E_{AS}	380	mJ
Avalanche Current		I_{AS}	30.8	A
Total Power Dissipation		P_D(Tc=25)	125	W
Junction and Storage Temperature Range		T_J,T_{STG}	-55 to 150	
Thermal Resistance-Junction to Ambient	Steady-State	R ©JA	50	- /W
Thermal Resistance-Junction to Case	Steady-State	R ©JC	0.63	

Ô4ì × ? d / Elec Char (Ta=25 ;)

@ ƒ Parameter	… Z Symbol	y ¡ Ú ^ Test Conditions	Â 4 › Min	Á º › Typ	Â Ý › Max	% y Unit
Drain-Source Breakdown Voltage	BV_{DSS}	V_{GS}=0V I_D=250 A	60	65		V
Zero Gate Voltage Drain Current	I_{DSS}	V_{DS}=60V V_{GS}=0V			1	A
Gate-Body Leakage Current Forward	I_{GSS}	V_{GS}=±20V V_{DS}=0V			±100	nA
Gate Threshold Voltage	$V_{GS(th)}$	V_{DS}=V_{GS} I_D=250 A	2	3	4	V
Static Drain-Source On-Resistance	$R_{DS(on)}$	V_{GS}=10V I_D=20A		1.9	2.2	m
Forward On Voltage	V_{SD}	V_{GS}=0V I_S=1A			1.2	V
Gate resistance	R_g	f=1MHz		1.0		
Input Capacitance	C_{iss}	V_{DS}=25V V_{GS}=0V f=1MHz		6700		pF
Output Capacitance	C_{oss}			1400		
Reverse Transfer Capacitance	C_{rss}			70		

Ô4ì × ? d **/ ElectalChaacteis(Ta=25** ; **)**

@ ƒ Parameter	… Z Symbol	y ¡ Ú ^ Test Conditions	Â 4 › Min	Á º › Typ	Â Ý › Max	% y Unit
Total Gate Charge	Q_g	V_{GS}=10V V_{DS}=30V I_D=20A		60		nC
Gate Source Charge	Q_{gs}			16		
Gate Drain Charge	Q_{gd}			3		
Turn-On Delay Time	$t_{d(on)}$	V_{GS}=10V V_{DS}=20V R_L=1 R_{GEN}=3		13		ns
Turn-On Rise Time	t_r			4		
Turn-Off Delay Time	$t_{d(off)}$			47		
Turn-Off Fall Time	t_f			6.5		

Ô ? d • Ž ¢ / EectalChaacts Cu

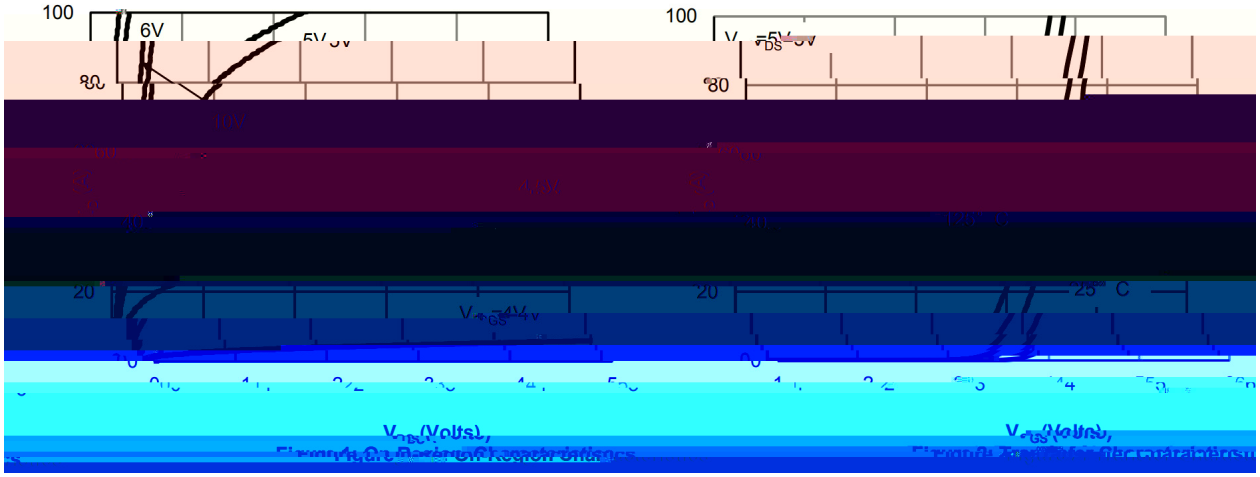

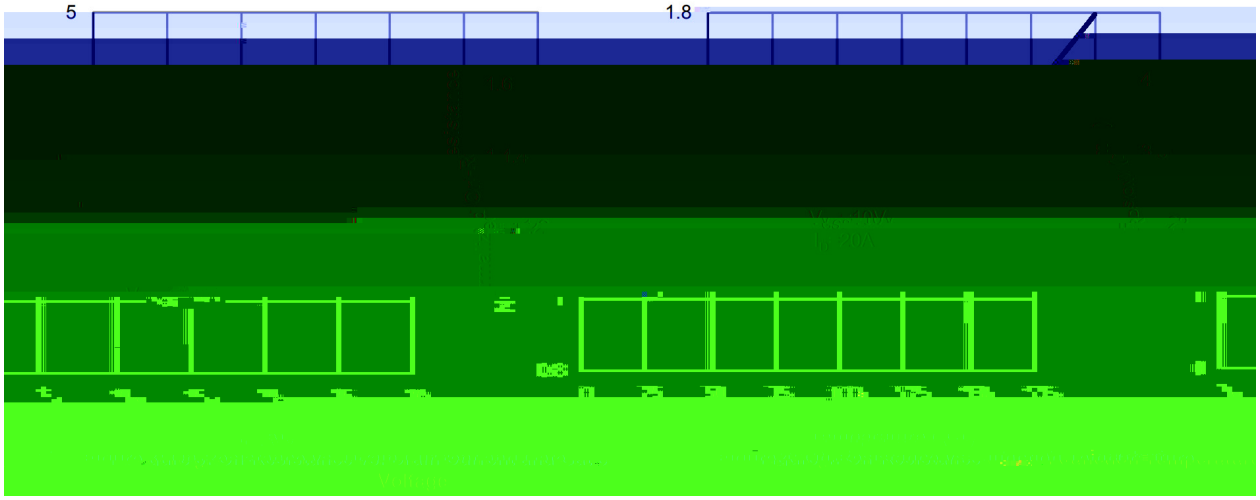

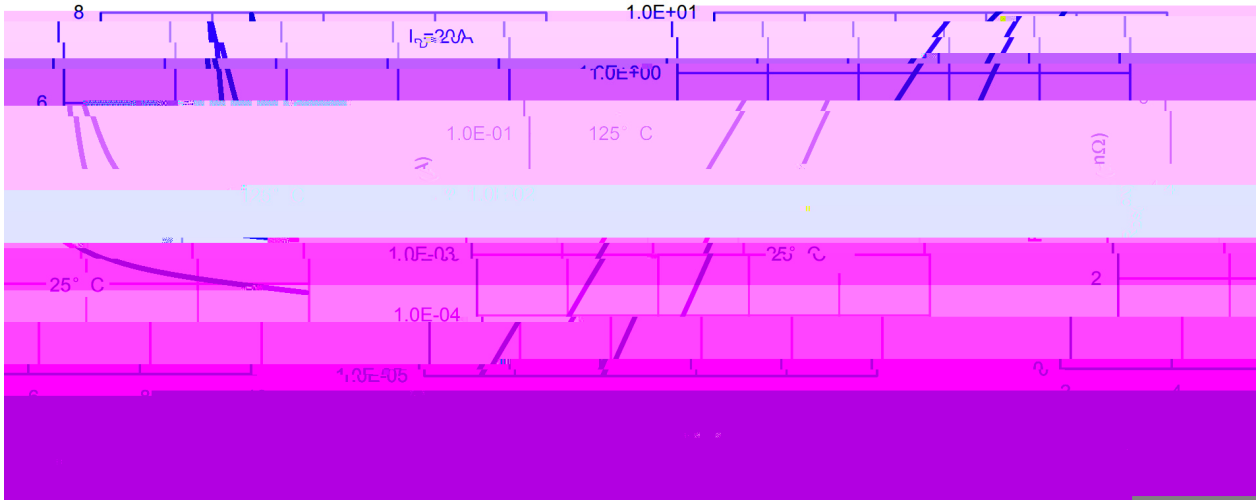

Ô ? d • Ž ¢ / ElectalChaacts C

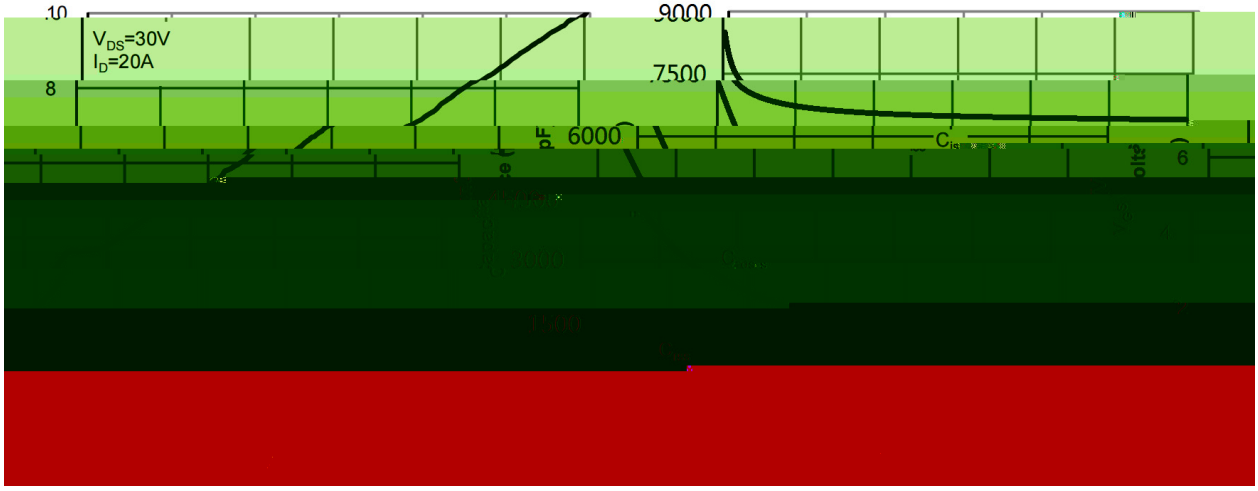



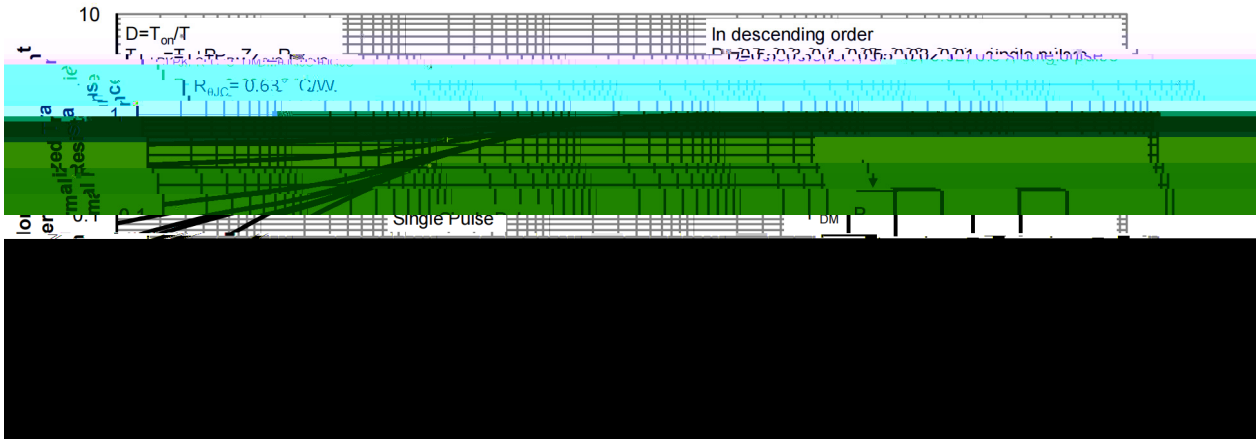

Ø ¤ =) ¢ / Package Dimensions

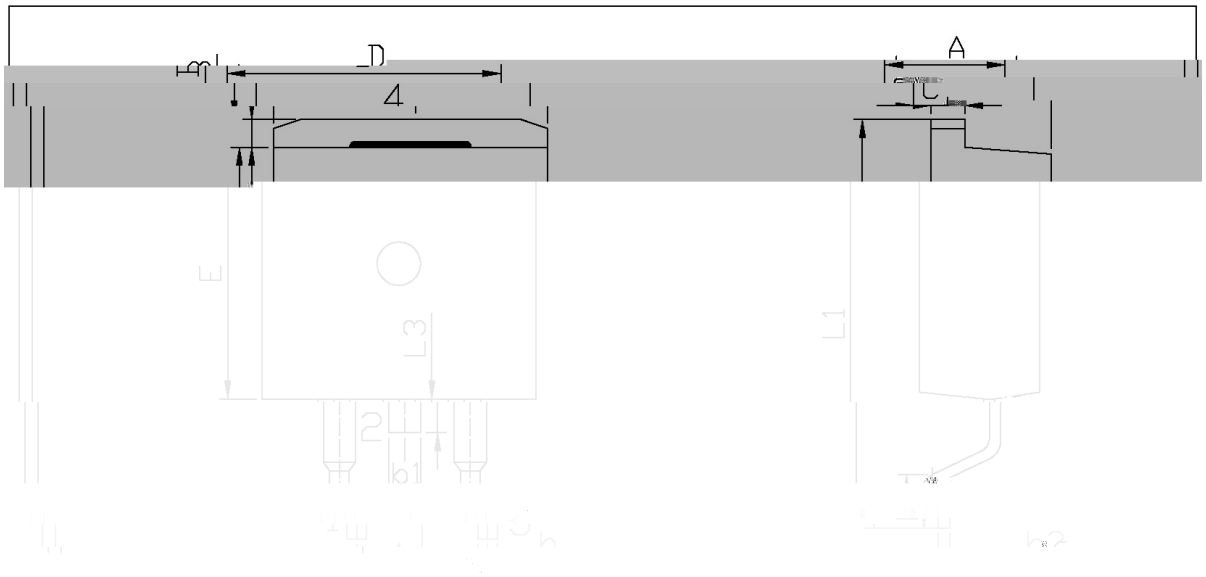



, M y ƒ / Mag Ith

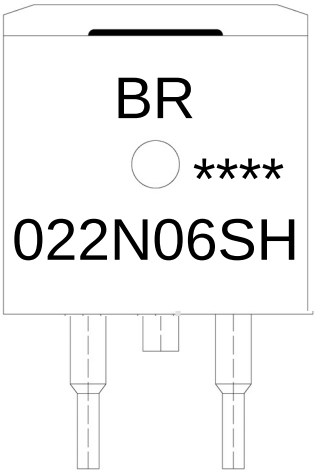

ª ¢ y

(8 y ¸ [W A

4 9 . y º Z W A

y ÿ D Z W A k š ÿ D Z J

Note:

BR:	Company Code
022N06SH:	Product Type Code
****:	Lot No. Code, code change with Lot No

š WD t … • Ž ¢ **(** x / **)** **/** : K S V K X G Z [X K 6 X U L O R K L U X / 8 8 K L R U] 9 U R J K X O T M 6

ª ¢ y

1o• Ä ½ “ † 150 ½180 - k ž • 60 ½90sec;

2o• Q › “ † 245

Note:

1.Preheating:150~180 - , Time:60~90sec.