/ Revised record

A	2022.07.07	ALL	AOS-AOD240		

/ Descriptions

TO-252 N

N-CHANNEL MOSFET in a TO-252 Plastic Package.

/ Features

$R_{DS(on)}$ C_{rss}

Low $R_{DS(on)}$,low gate charge, low C_{rss}, fast switching, HF Product.

/ Applications

DC/DC

Suited for low voltage applications such as automotive, DC/DC Converters, and high efficiency switching for power management in portable and battery operated products, Meet the stringent requirements of automotive applications.

/ Equivalent Circuit

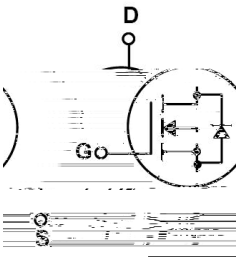

/ Pinning



PIN1 G PIN 2 D PIN 3 S PIN 4 D

/ Marking

See Marking Instructions.

Parameter	Symbol	Test Conditions	Min	Typ	Max	Unit
Turn-On Delay Time	$t_{d(on)}$			11		
Turn-v	l' 7	V_{GS}=10V V_{DS}=20V R_L=1 Ω R_{GEN}=3 Ω				ns

-1 Tf 0 0 0 sc 0 0 0 SC 0 Tr 26.103 61.531 TD02)84.632( )]TJ 09 m 26 6929 BT 10.56 0 0 06 0 0 10.56 0 00 0 0 sc 0 0 0 SC 0 Tr 26.103 61.531 TD02

/ E

/ Marking Instructions

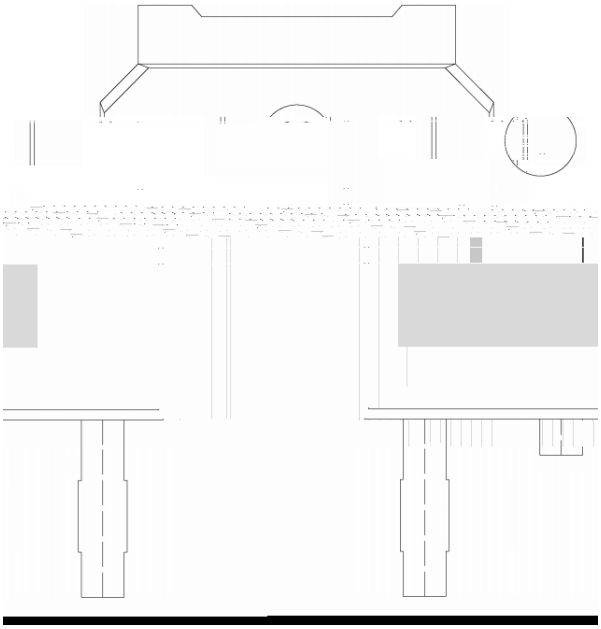

( ) /

Note:

1	150	180	60	90sec;
2	245±5			5±0.5sec;
3		2	10℃/sec.	

1.Preheating:150~180℃, Time:60~90sec.
2.Peak Temp.:245±5℃, Duration:5±0.5sec.
3. Cooling Speed: 2~10℃/sec.

/ Resistance to Soldering Heat Test Conditions

260±5℃	10±1 sec.	Temp.:260±5℃	Time:10±1 sec

/ Packaging SPEC.

/ REEL

Package Type	Units					Dimension		(unit mm^3)
	Units/Reel 只/卷盘	Reels/Inner Box 卷盘/盒	Units/Inner Box 只/盒	Inner Boxes/Outer Box 盒/箱	Units/Outer Box 只/箱	Reel	Inner Box	Outer Box
TO-252	2,500	2	5,000	6	30,000	13″ ×16	360×360×50	380×335×366

/ TUBE

Package Type	Units					Dimension		(unit mm^3)
	Units/Tube 只/套管	Tubes/Inner Box 套管/盒	Units/Inner Box 只/盒	Inner Boxes/Outer Box 盒/箱	Units/Outer Box 只/箱	Tube	Inner Box	Outer Box