TO-252 ṂṂ Ŀ N ǰ ʃ ѿ Ƶ ˥

N-CHANNEL MOSFET in a TO-252 Plastic Package.

U_{GV+rq}, ṇ ı ɔ̈ ɔ U Ḥ ı F_{uvv} ṇ ı Ầ ʉ ɷ ỷ ồ ı ṇ̀ ɾ β

Low $R_{DS(on)}$,low gate charge, low C_{rss}, fast switching, HF Product.

ɾ̂ ̂ Ḥ я ɔ ᵗ ḅ χ ∩ ج ɔ ᵗ GF2GF ج Ώ ж Ą Ã ɾ β ɔ ◊ ɤ ѿ ج Ώ ı ◗ ʼ ∩ ج Ƶ ɾ Ɛ ɭ ∂

Suited for low voltage applications such as automotive, DC/DC Converters, and high efficiency switching for power management in portable and battery operated products, Meet the stringent requirements of automotive applications.

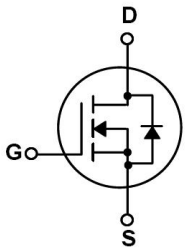

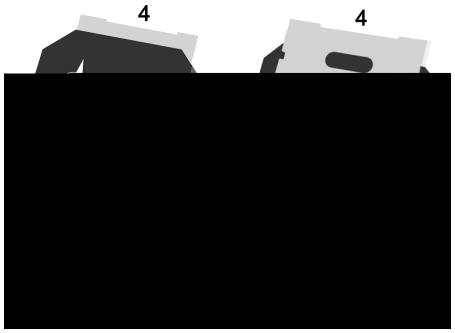

PIN1 χ G PIN 2 χ D PIN 3 χ S PIN 4 χ D

v ̈Ω Parameter	ϒ N Symbol	̈Ω Ö Rating	D Ĥ Unit
Drain-Source Voltage	V_{DSS}	30	V
Drain Current	I_D(Tc=25)	77	A
Drain Current - Pulsed	I_{DM}	165	A
Gate-Source Voltage	V_{GS}	± 20	

/ Electrical Characteristics(Ta=25)

v Ώ̣ Parameter	ɣ N Symbol	⊥⊥ ;ˣ ʈ Test Conditions	ω̣ ṇ Ö Min	Ɛ ʒ Ö Typ	ω̣ ᶻ Ö Max	D Ɉ Unit
Turn-On Delay Time	$t_{d(on)}$	V_{GS}=10V V_{DS}=15V R_L=0.75Ω R_{GEN}=3Ω		11		ns
Turn-On Rise Time	t_r			14		
Turn-Off Delay Time	$t_{d(off)}$			38		
Turn-Off Fall Time	t_f			10		

BRCS070N03DP

/ Electrical Characteristic Curve

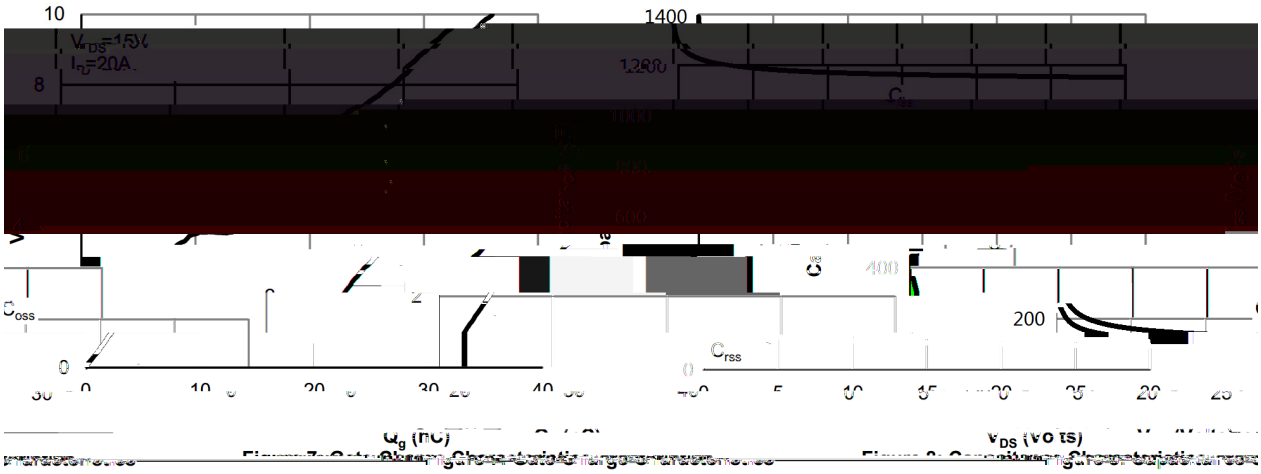

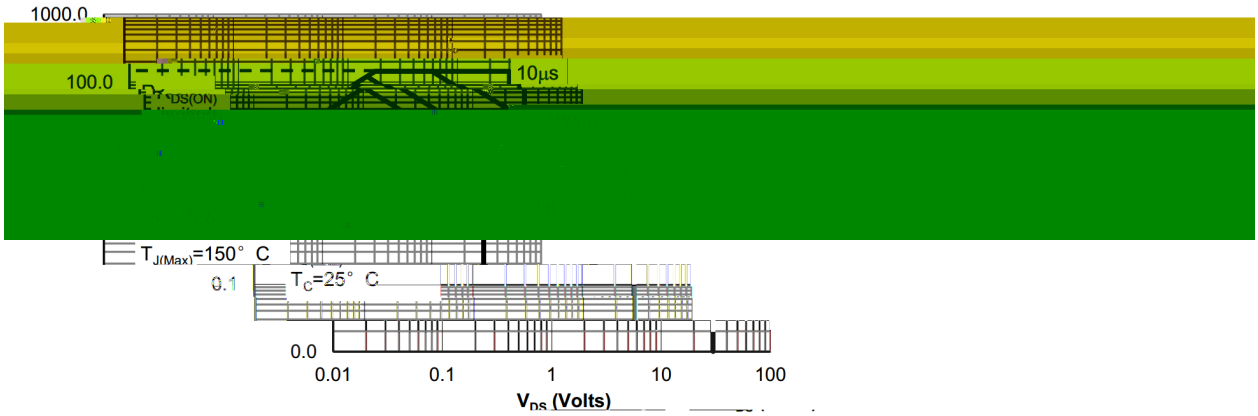



Ø ¤ =) ¢ / Package Dimensions

, M y ƒ / Marking Instructions

BR
070N03
****

ª ¢ y

BR y ¸ [W A

070N03 y º Z W A

y ÿ D Z W A k š ÿ D Z J

Note:

BR: Company Code

070N03: Product Type Code

****: Lot No. Code, code change with Lot No

š WD t … • Ž ¢ (x /) / : K S V K X G Z [X K 6 X U L O R K L U X / 8 8 K L R U] 9 U R J K X O T M 6

ª ¢ y

1o• Ä ½ “ † 150 ½180 - k ž • 60 ½90sec;

2o• Q › “ † 245 r 5 - k ž • 4 Ò 5 r 0.5sec;

3o•D N ò i Ò 0 , † 2 ½10 - /sec.

Note:

1.Preheating:150~180 - , Time:60~90sec.

2.Peak Temp.:245 r 5 - , Duration:5 r 0.5sec.

3. Cooling Speed: 2~10 - /sec.

ÂD /Cã p ¯ »] / Resistance to Soldering Heat Test Conditions

605 r 5 -