

Parameter	Symbol	Rating	Unit
Drain-Source Voltage	V_{DSS}	100	V
Drain Current	I_D(Tc=25℃)	55	A
Drain Current - Pulsed	I_{DM}	138	A
Gate-Source Voltage	V_{GS}	±20	V
Avalanche Current	I_{AS}	7.0	A
Single Pulsed Avalanche Energy(L=0.5mH)	E_{AS}	24.5	mJ
Power Dissipation	P_D(Tc=25℃)	73	W
Storage Temperature Range	T_{stg}	-55 to 150	℃
Thermal Resistance-Junction to Ambient	t≤10s		

/ Electrical Characteristics(Ta=25)

Parameter	Symbol	Test Conditions	Min	Typ	Max	Unit
Turn-On Delay Time	$t_{d(on)}$	V_{GS}=10V V_{DS}=50V R_L=2.5Ω R_{GEN}=3Ω		7		ns
Turn-On Rise Time	t_r			3		
Turn-Off Delay Time	$t_{d(off)}$			27		
Turn-Off Fall Time	t_f			4		

/ Electrical Characteristic Curve



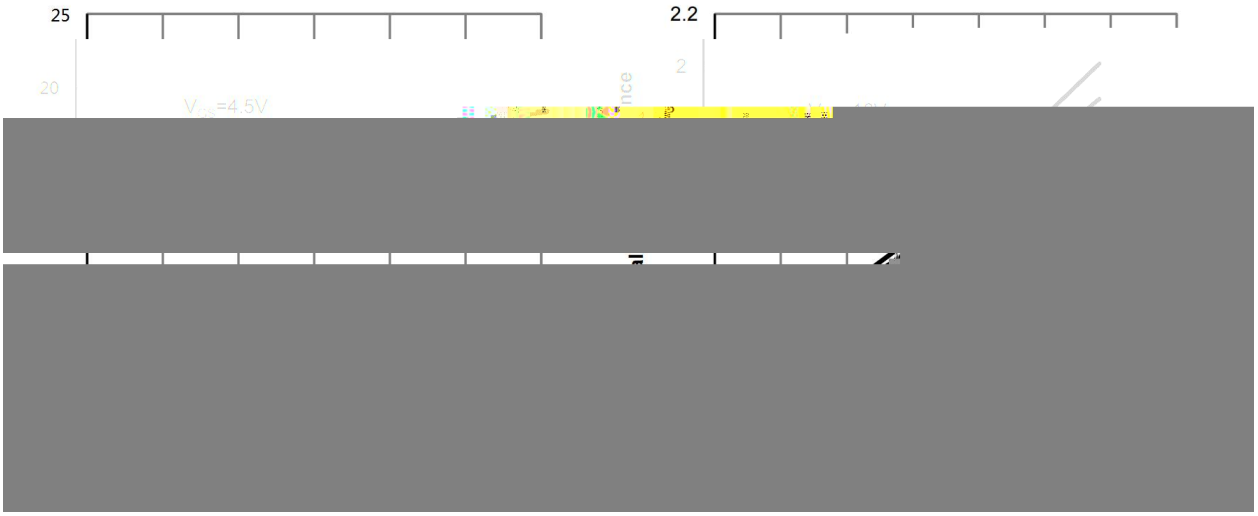

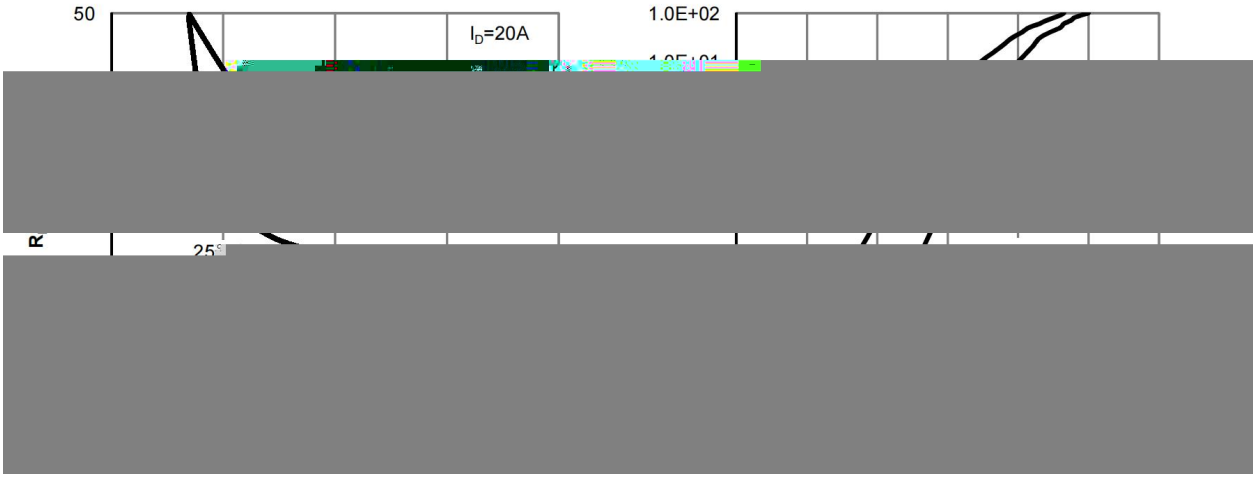

/ Electrical Characteristic Curve



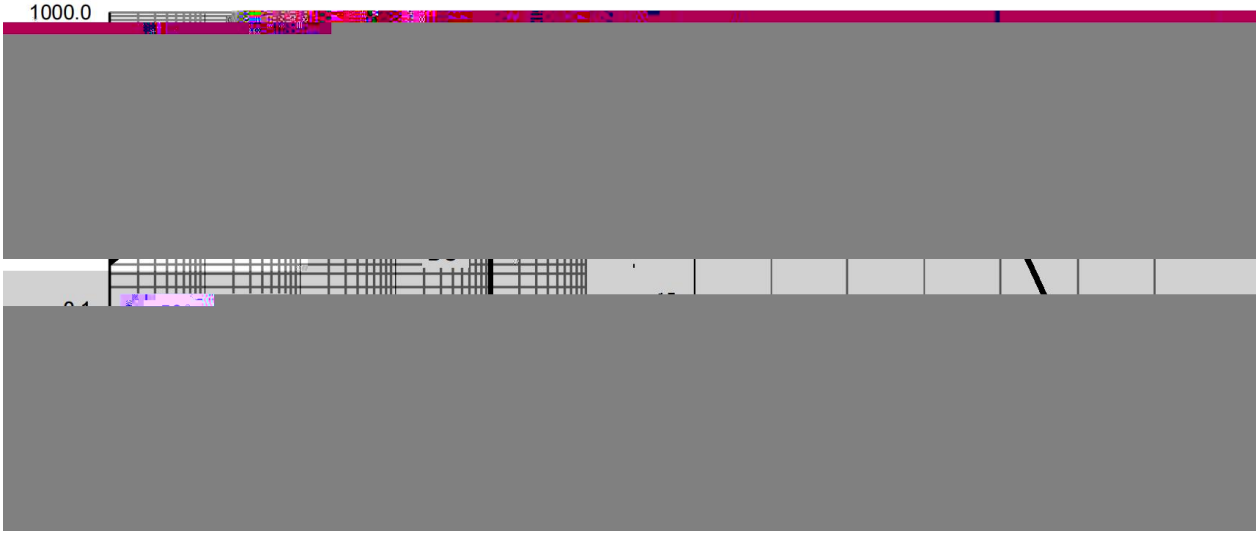



/ Package Dimensions



/ Marking Instructions

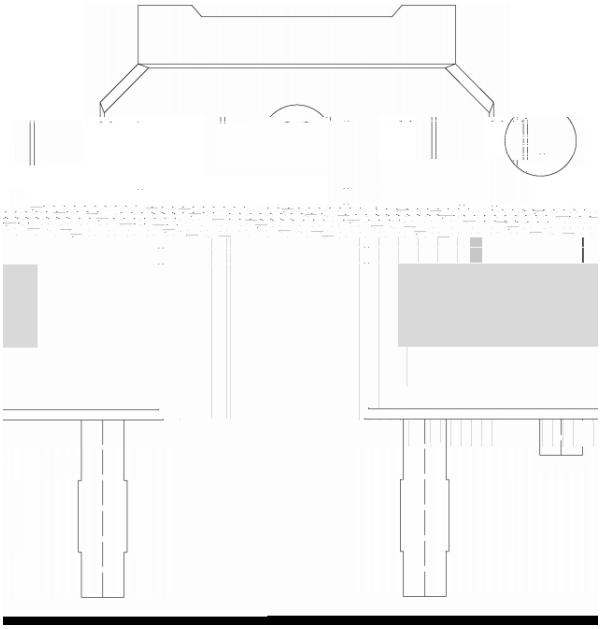

BR

Q

Tr 13.633 500.560 9

-250.01 0 0 SC00-

8 1

Tr 13.63171.560705