/ Descriptions

VRS0; ṂṂ Ŀ Q ǯ Sr zhu Wuhqfk PRV ᴥ ʃ ᾧ Ẕ ˥

/ Features

ṇ̀ ɾ β

/ Applications

ɔ – ʒ ĭ ı ق ɔ̈ Ầ ʁ ı ɔ ◊ ˥ ת

/ Equivalent Circuit

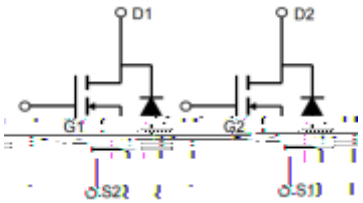

/ Pinning

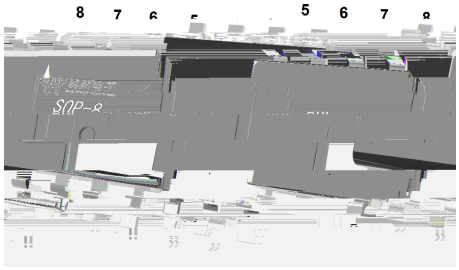

X X X X
X X X X

/ Marking

ɔ̀ M ˥ ب ˝

/ Electrical Characteristics(Ta=25)

Ḥ D	Ḡ ᶻ ω	Ḡ ʒ ɜ	Ḡ ṇ ω	Ṭ ǀ ; ǀ ᵀ	ᵀ N ɿ	Ǫ̈ ʌ

/ Electrical Characteristic Curve



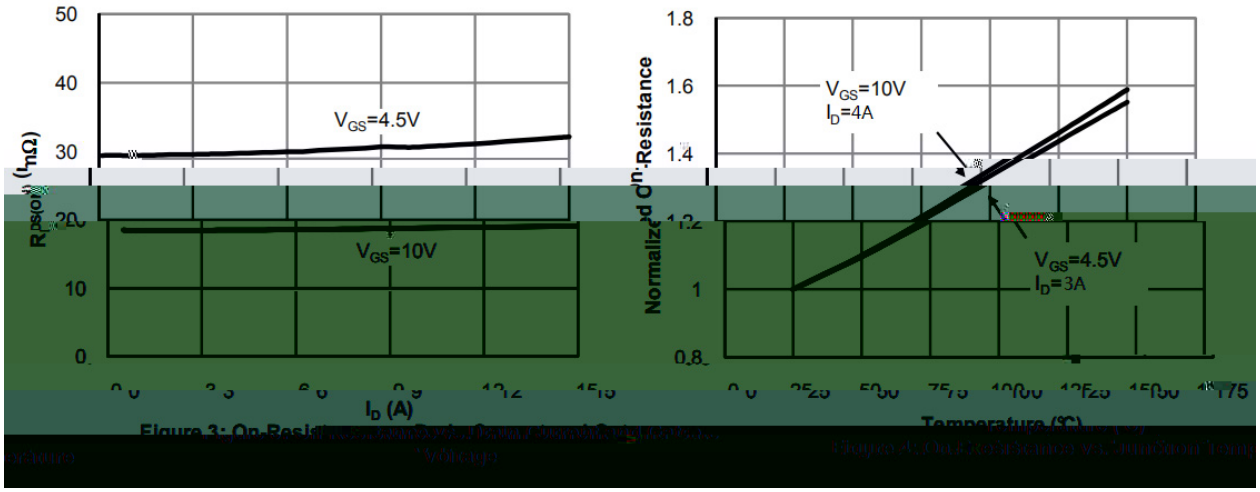

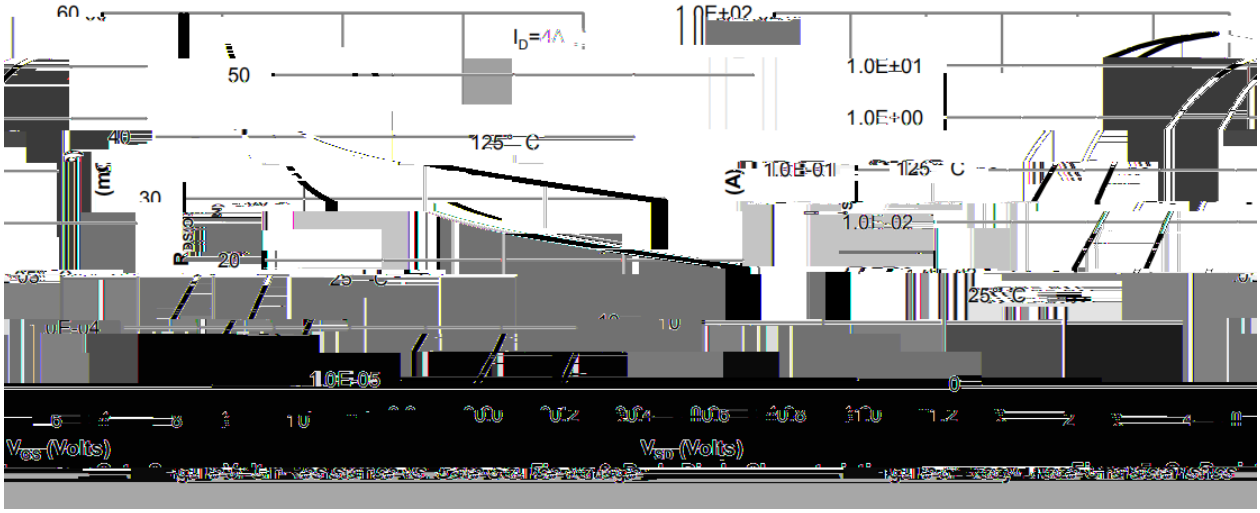

/ Electrical Characteristic Curve

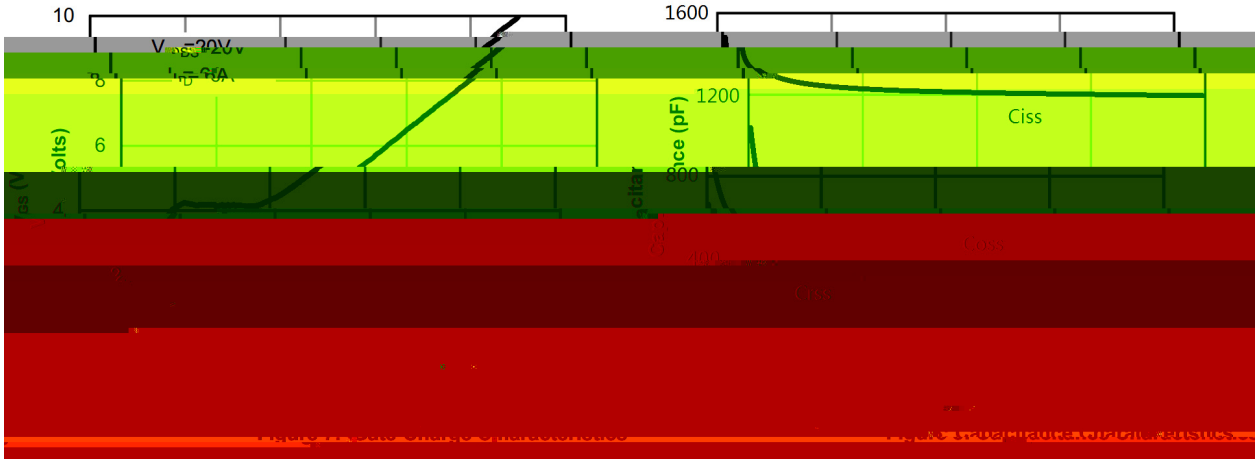





ized Maximum Transient Thermal Impedance Figure 10: Normal

Ø ¤ =) ¢ / Package Dimensions

, M y ƒ / Marking Instructions

BR
200N04D

ª ¢ y

BR y ¸ [W A

4 * y º Z W A

y ÿ D Z W A k š ÿ D Z J

Note:

BR:	Company Code.
200N04D y	Product Type.
****:	Lot No. Code, code change with Lot No

š WD t … • Ž ¢ (x /) / : K S V K X G Z [X K 6 X U L O R K L U X / 8 8 K L R U] 9 U R J K X O T M 6

ª ¢ y

1o• Ä ½ “ † 150 ½180 - k ž • 60 ½90sec;

2o• Q › “ † 245 r 5 - k ž • 4 Ò 5 r 0.5sec;

3o•D N ò i Ò 0 , † 2 ½10 - /sec.

Note:

1.Preheating:150~180 - , Time:60~90sec.

2.Peak Temp.:245 r 5 - , Duration:5 r 0.5sec.

3.