5 é / Descriptions

9 5 6 .> / / x 4 ?ú 3 MOS « | • ’ož N-Channel MOSFET in a SOP-8 Plastic Package.

¤ ª / Features

z - * Š 8 *9g54hk z õ â > k i 4 ½ , ô E Ô Å k … ` 8 U . 9ož

Low $R_{DS(ON)}$, Low Gate Charge, Optimized for fast-switching, RoHS .

Ð ÷ / Applications

*) *) y ') *) ô E ˜ c 5 … v k œ Y + v + v ô E ˜ ¨ ’ y W ož ož

Synchronus Rectification in DC/DC and AC/DC Converters, Isolated DC/DC Converters in Telecom and Industrial.

Ã W] Ô · / Equivalent Circuit



• Û - æ / Pinning



PIN1:S PIN 2:S PIN 3 y S PIN 4 y G

PIN5o•PIN 6o•PIN 7o•PIN 8:D

Z Ü B , M V / h_{FE} Classifications & Marking

• - ~ ª ¢ož See Marking Instructions.

Ô4ì × ? d / Electrical Characteristics(Ta=25 ;)

@ ƒ	… Z	y ¡ Ú ^	Â 4 ›	Á º ›	Â Ý ›
Parameter	Symbol	Test Conditions	Min	Typ	

Ô ? d • Ž ¢ / Electrical Characteristic Curve

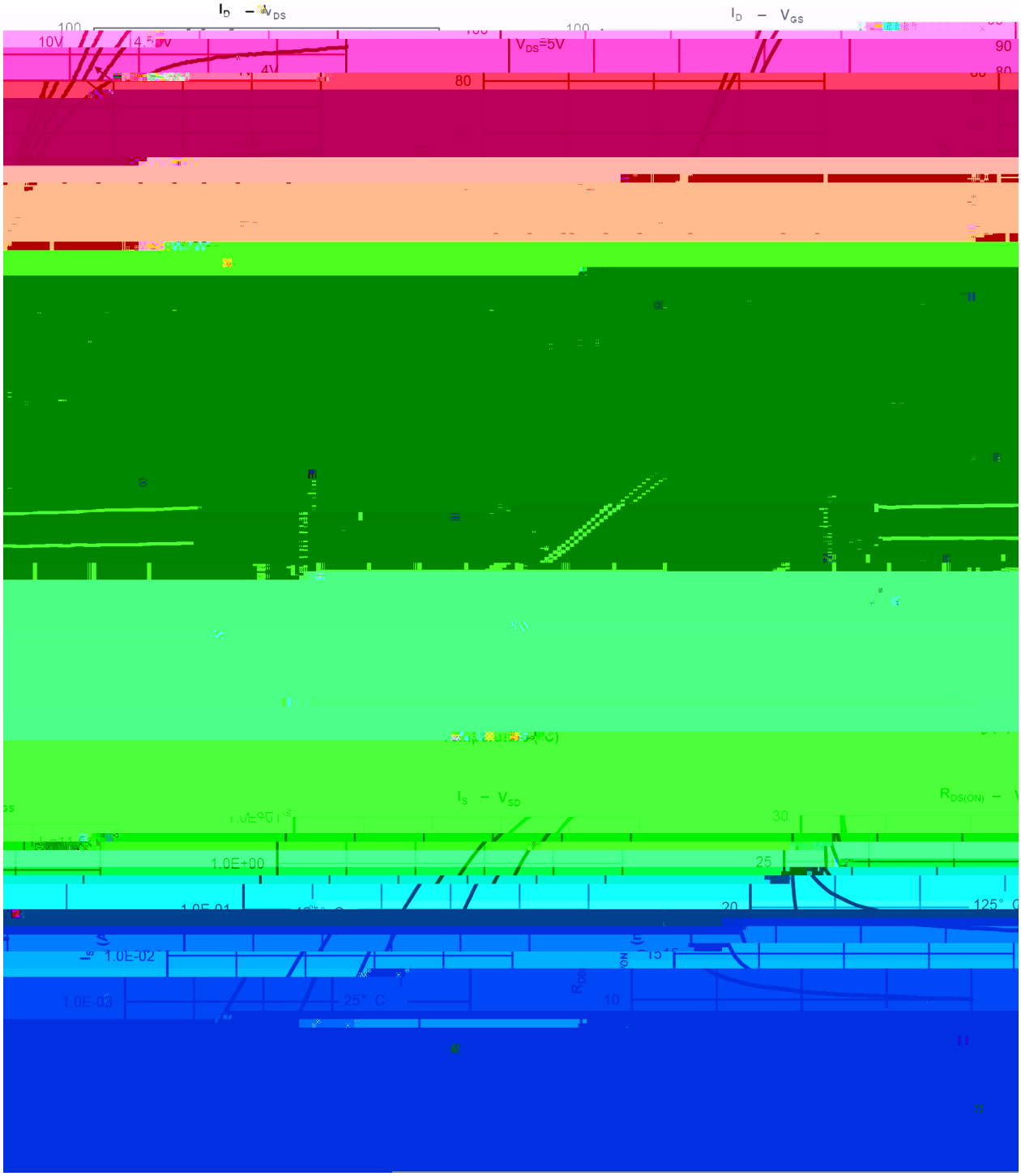

Ô ? d • Ž ¢ / Electrical Characteristic Curve



Z p Ô · x G ¤ / Test Circuit & Waveform

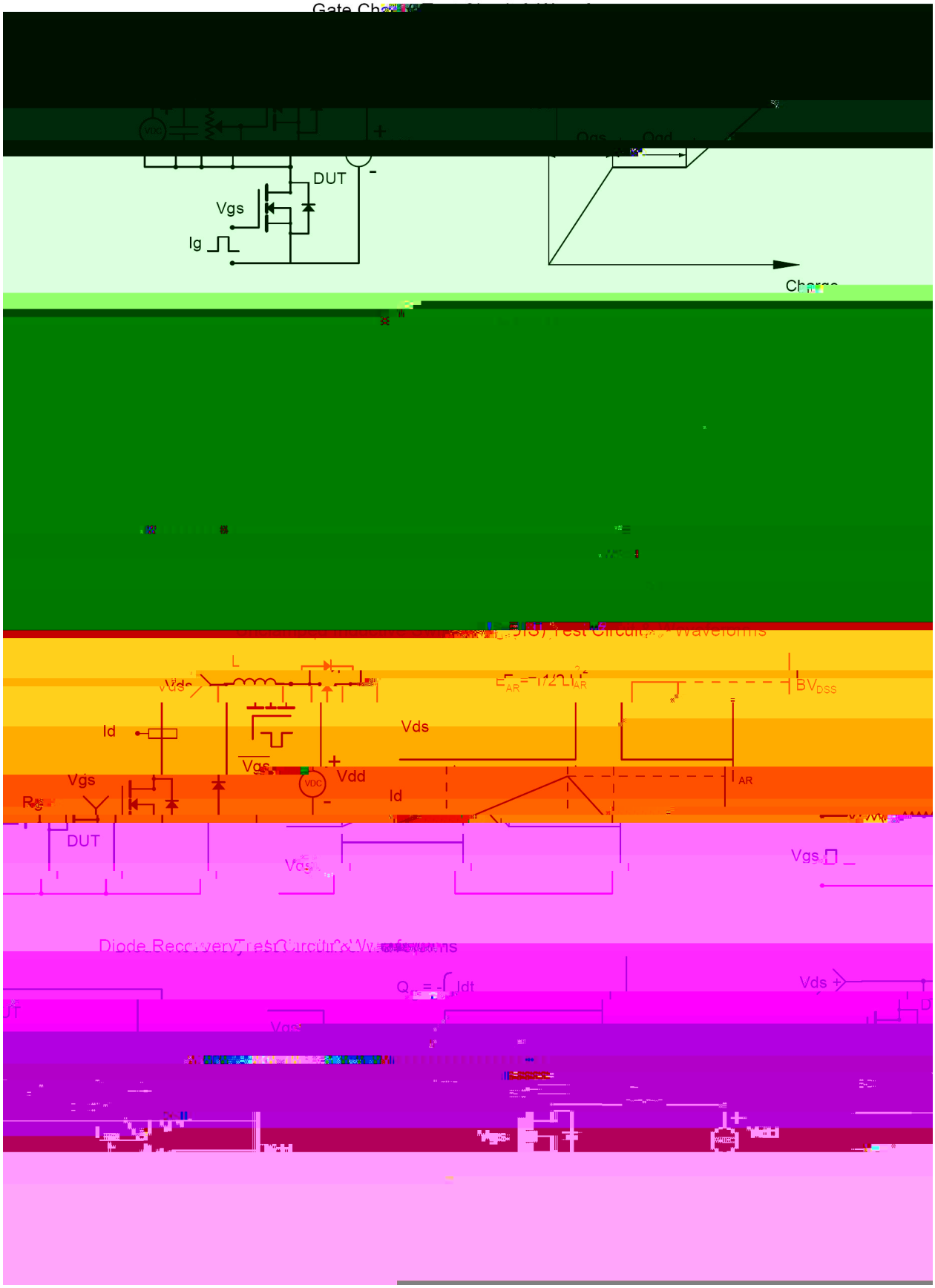

Ø ¤ =) ¢ / Package Dimensions



, M y ƒ / Marking Instructions

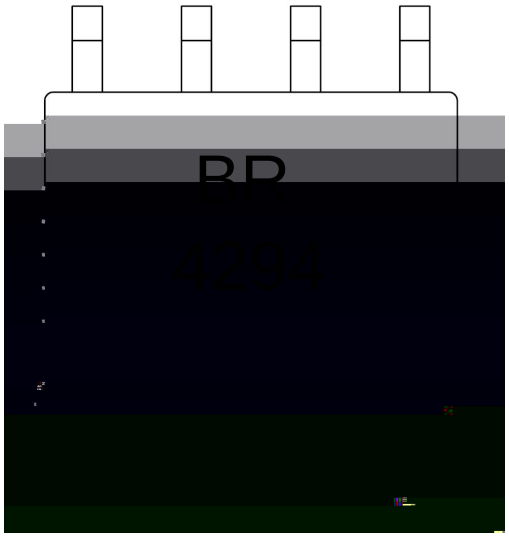

ª ¢ y

BR y ¸ [W A

y º Z W A

y ÿ D Z W A k š ÿ D Z J

Note:

BR: Company Code.

4294 y Product Type.

****: Lot No. Code, code change with Lot No.

š WD t … • Ž ¢ (x /) / : K S V K X G Z [X K 6 X U L O R K L U X / 8 8 K L R U] 9 U R J K X O T M 6

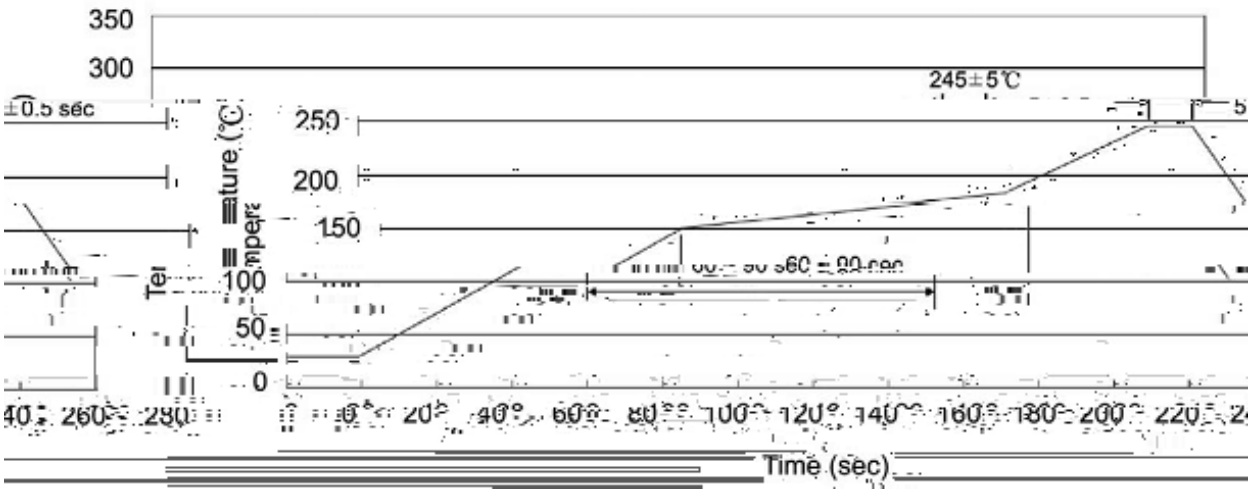

ª ¢ y

1o• Ä ½ “ † 150 ½180 - k ž • 60 ½90sec;

2o• Q › “ † 245 r5 - k ž • 4 Ò 5 r0.5sec;

3o•D N ò i Ò 0 , † 2 ½10 - /sec.

Note:

1.Preheating:150~180 - , Time:60~90sec.

2.Peak Temp.:245 r5 - , Duration:5 r0.5sec.

3.