/ Revised record

A	2021-12-11	ALL	BRD100N03 Ver.D TO-252#		

/ Descriptions

TO-252 N MOS
N-CHANNEL MOSFET in a TO-252 Plastic Package.

/ Features

, ,
Low gate charge, low crss, fast switching. Halogen-free Product.

/ Applications

DC/DC
These devices are well suited for high efficiency switching DC/DC converters and switch mode power supplies.

/ Equivalent Circuit

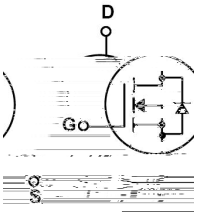

/ Pinning



PIN1 G PIN 2 D PIN 3 S PIN 4 D

/ h_{FE} Classifications & Marking

See Marking Instructions.

Parameter	Symbol	Rating	Unit
Drain-Source Voltage	V_{DSS}	30	V
Drain Current	I_D(Tc=25℃)	100	A
Peak Drain Current	I_{DM}	350	A
Gate-Source Voltage	V_{GSS}	±20	V
Avalanche Current	I_{AS}	30	

Parameter	Symbol	Test Conditions	Min	Typ	Max

/ Electrical Characteristic Curve



/ Electrical Characteristic Curve





/ Package Dimensions

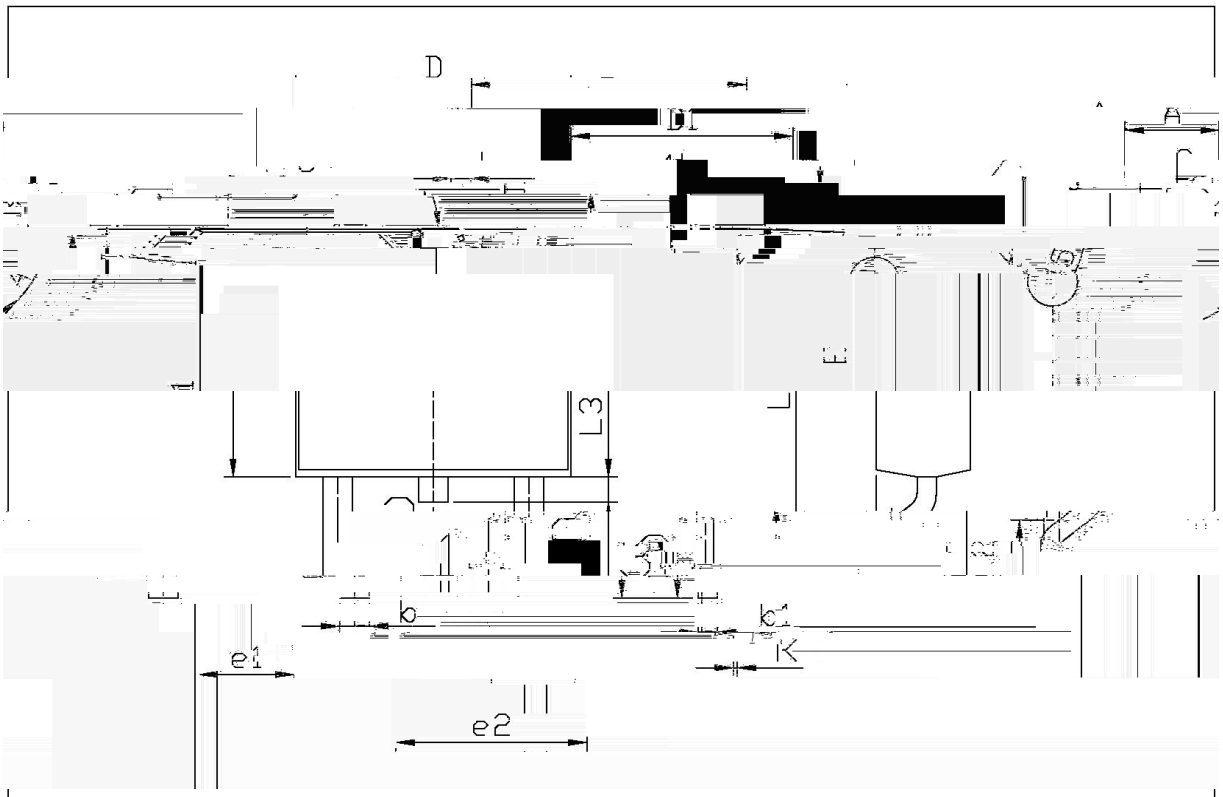

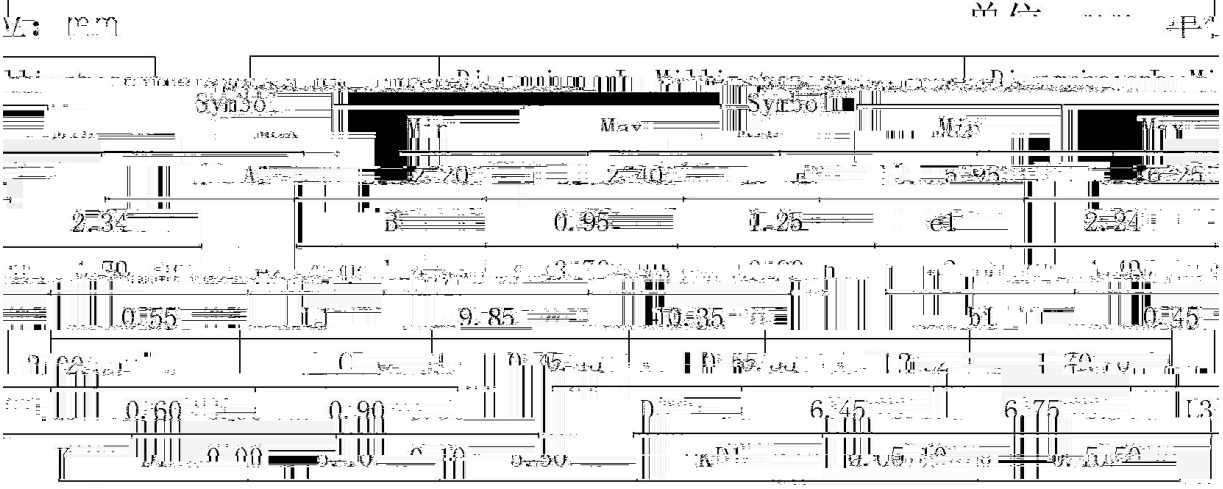

/ Marking Instructions

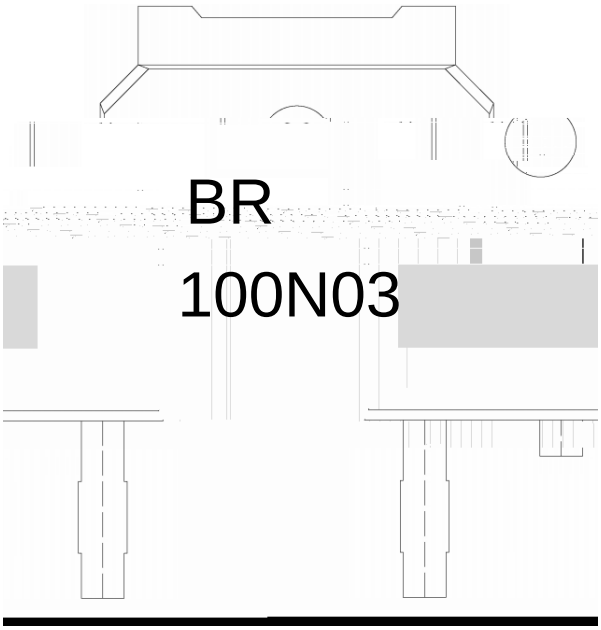

BR

100N03

****

Note:

BR:	Company Code
100N03:	Product Type.
****:	Lot No. Code, code change with Lot No.

( ) / Temperature Profile for IR Reflow Soldering(Pb-Free)



					Note:
1	150	180		60 90sec;	1.Preheating:150~180℃, Time:60~90sec.
2	245±5			5±0.5sec;	2.Peak Temp.:245±5℃, Duration:5±0.5sec.
3			2	10℃/sec.	3. Cooling Speed: 2~10℃/sec.

/ Resistance to Soldering Heat Test