/ Descriptions

TO-251 Ṃ Ṃ Ŀ N ǰ MOS ʃ ɷ̃ Ẕ ˥

N-CHANNEL MOSFET in a TO-251 Plastic Package.

/ Features

Ḥ ɔ U/Ḥ ɾ ɪ ɔ ḳ/Ầ ʉ ʍ ỷ ồ

Low gate charge, low crss, fast switching.

/ Applications

ɬ̂ ɹ ˡ ˈ GF2GF ɕ Ώ ᵓ ˡ ˈ Ầ ʉ

These devices are well suited for high efficiency switching DC/DC converters and switch mode power supplies.

/ Equivalent Circuit

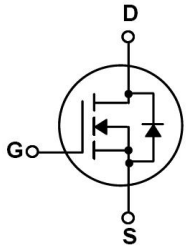

/ Pinning

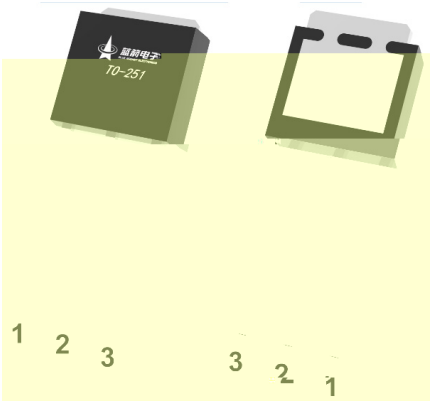

PIN1 χ G PIN 2 χ D PIN 3 χ S

/ Marking

ð ʍ ˥ ب ˝ See Marking Instructions.

V ̈Ω Parameter	ϒ N Symbol	̈Ω Ö Rating	D Ĥ Unit
Drain-Source Voltage	V_{DSS}	650	V
Drain Current	I_D(Tc=25)	2.0	A
Drain Current	I_D(Tc=100)	1.3	A
Drain Current - Pulsed	I_{DM}	8	A
Gate-Source Voltage	V_{GS}	±30	V
Single Pulsed Avalanche Energy	E_{AS}	120	mJ
Repetitive Avalanche Energy	E_{AR}	5.4	mJ
Avalanche Current	I_{AR}	2.0	A
Power Dissipation	P_D(Tc=25)	28	W
Operating and Storage Temperature Range	T_J,T_{STG}	-55 to 150	
Junction to Ambient	$R_{\theta JA}$	110	/W
Junction to Case	$R_{\theta JC}$	4.46	/W

BRI2N65

/ Package Dimensions



/ Marking Instructions

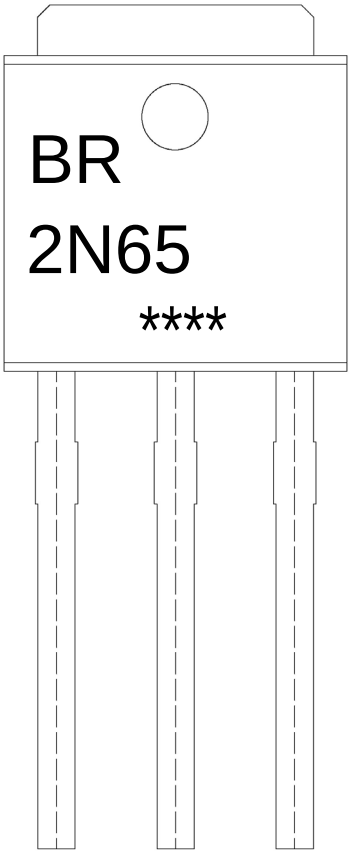

ب ˝ χ	
BR χ	ѭ ϡ ᴵ Ɱ
5Q98 χ	ѭ ʒ ᴺ Ɱ
---- χ	ѭ ɨ ɾ ŋ̈ ᴺ Ɱ ɩ ɐ ɨ ɾ ŋ̈ ᴺ ψ ק

Note:

BR:	Company Code
2N65:	Product Type
****:	Lot No. Code, code change with Lot No