-ˇYت / Descriptions

TO-251 N MOS N-CHANNEL MOSFET in a TO-251 Plastic Package.

◕ È / Features

, ,

Low gate charge, low crss, fast switching, HF Product.

४ ي / Applications

DC/DC

These devices are well suited for high efficiency switching DC/DC converters and switch mode power supplies.

Л ف ̃ ą̃ ≠ ع / Equivalent Circuit

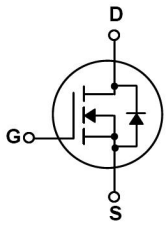

ã ⅄ ʊ̃ / Pinning

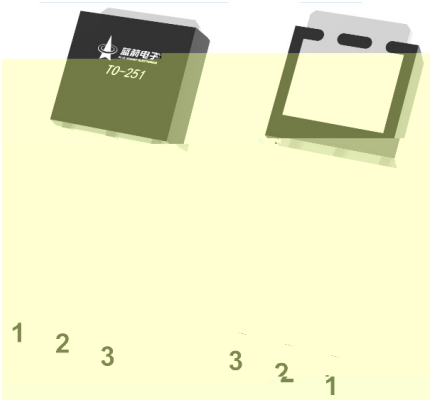

PIN1 G PIN 2 D PIN 3 S

ŁL ʜ ɑ̀ / Marking

See Marking Instructions.

Parameter	Symbol	Rating	Unit
Drain-Source Voltage	V_{DSS}	650	V
Drain Current	I_D(Tc=25)	7.0	A
Drain Current	I_D(Tc=100)	4.4	A
Drain Current - Pulsed	I_{DM}	28	A
Gate-Source Voltage	V_{GS}	±30	V
Single Pulsed Avalanche Energy	E_{AS}	230	mJ
Repetitive Avalanche Energy	E_{AR}	14.7	mJ
Avalanche Current	I		

ƒ Ã Ã E ¥ ƒ / Electrical Characteristic Curve

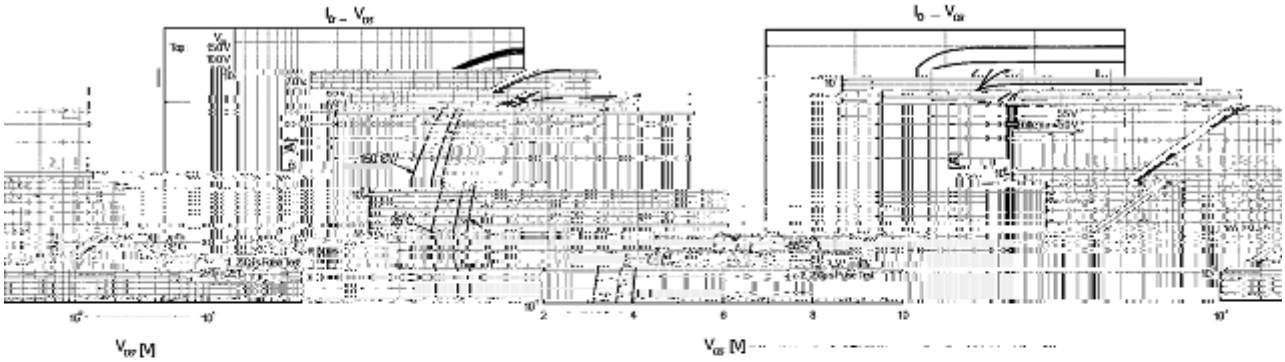



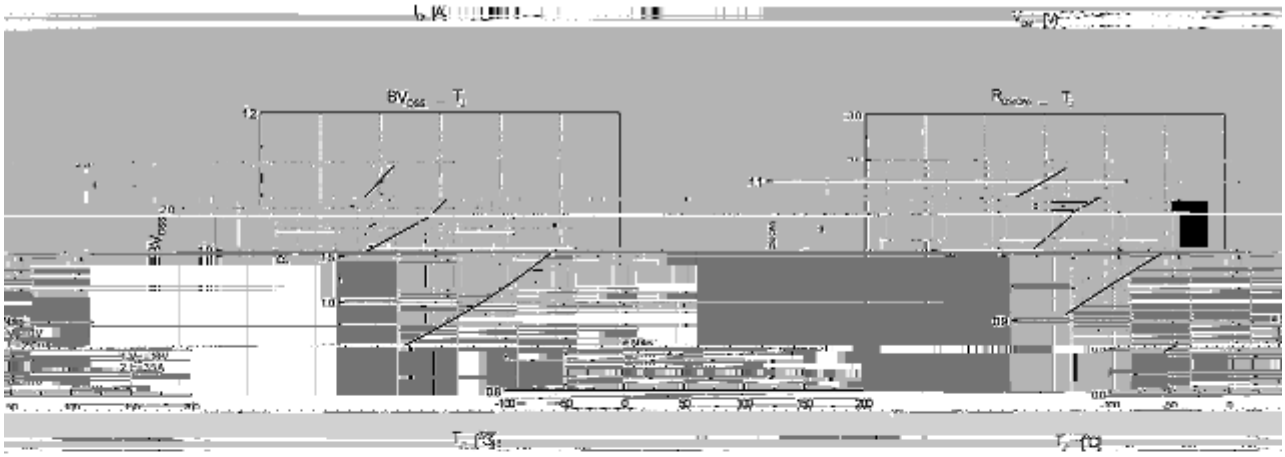

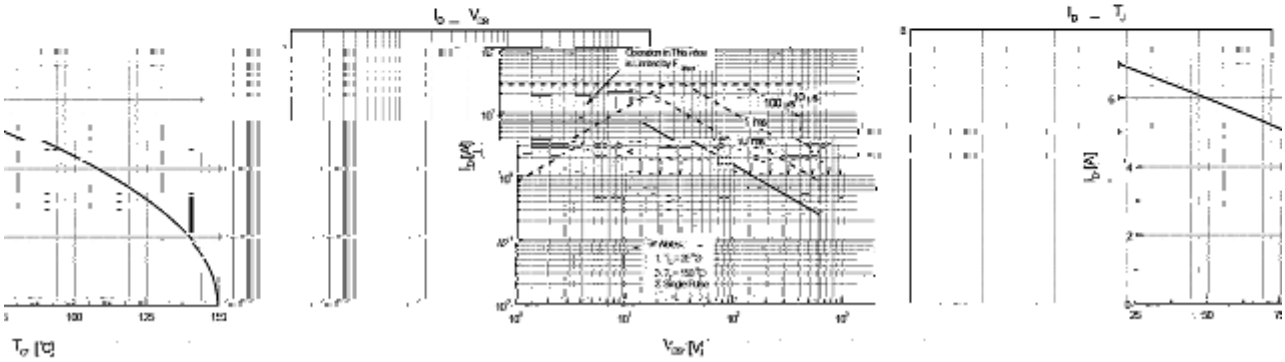

ᵘ Ė Ồ Ļ ƒ / Package Dimensions



Ł. Ł Ω / Marking Instructions

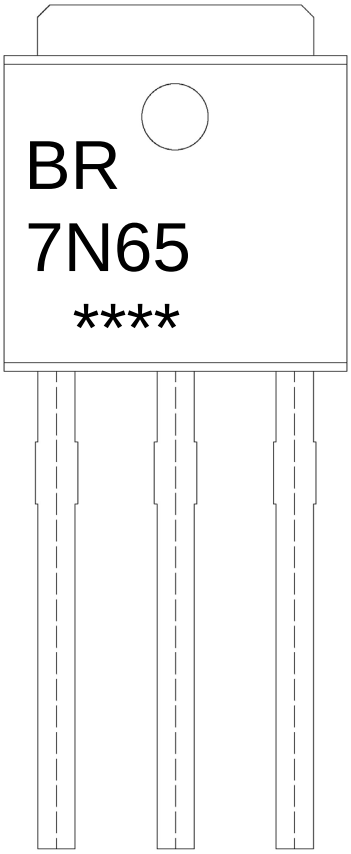

BR

7N65

****

Note:

BR:	Company Code
7N65:	Product Type
****:	Lot No. Code, code change with Lot No