TO-220

Schottky Barrier Diode in a TO-220 Plastic Package.

Low power loss, high efficiency.

For use in low voltage,high frequency inverters, free wheeling, and polarity protection applications.



PIN1 Anode PIN 2 Cathode PIN 3 Anode

See Marking Instructions

Parameter	Symbol	Rating	Unit
Peak Repetitive Reverse Voltage	V_{RRM}	200	V
Working Peak Reverse Voltage	V_{RWM}	200	V
Average Rectified Forward Current	$I_{F(AV)}$	15	A
	$I_{F(AV)\ total}$	30	A
Non-Repetitive Peak Forward Surge Current	I_{FSM}	320	A
Thermal Resistance Junction to Case	R_{Jc}	2.2	/W
Junction Temperature Range	T_j	175	
Storage Temperature Range	T_{stg}	-40 175	

Parameter	Symbol	Test Conditions	Min	Typ	Max	Unit
Reverse Voltage	$V_{BR\ R}$	I_R =1mA(T_a=25)	200			V
Forward Voltage	V_F	I_F =15A(T_a=25)		0.86	0.92	V
		I_F =15A(T_a=125)			0.78	V
		I_F =20A(T_a=25)		0.89	0.95	V
		=20A(T_a=125)			0.82	V
		=200V(T_a=25)			100	uA
		=200V(T_a=125)			5	mA

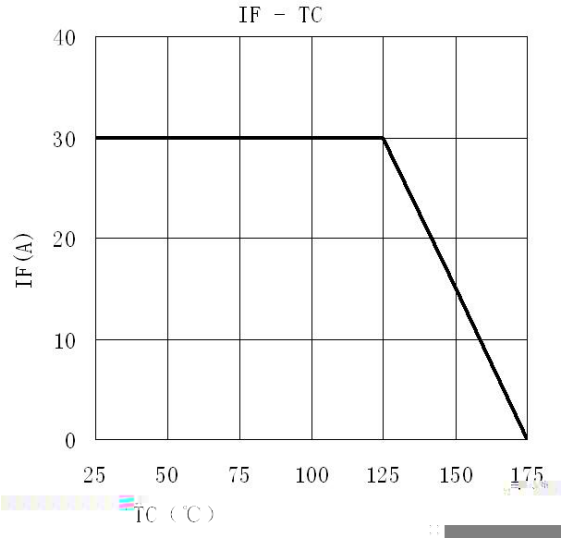
IF - TC
40
30
20
10
0
IF(A)
25
50
75
100
125
150
175
TC (°C)

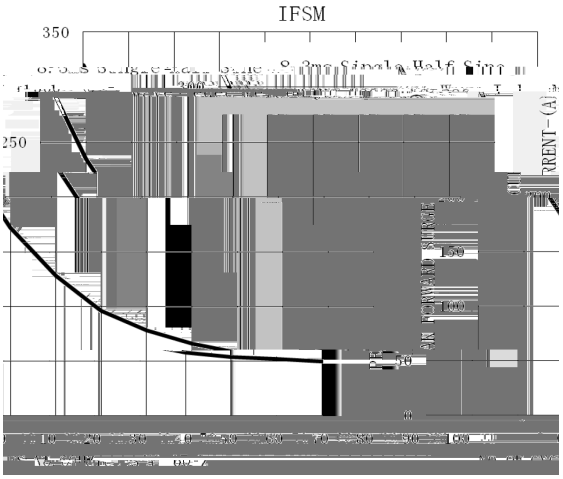
IFSM
350
250
150
100


IF - VF
100
10
1
0.1
TA=100°C
TA=25°C
VF(V)
IR - VR
1000
100
10
TA=125°C
TA=100°C
0.1
VR(V)
CJ - VR
100
10
VR(V)



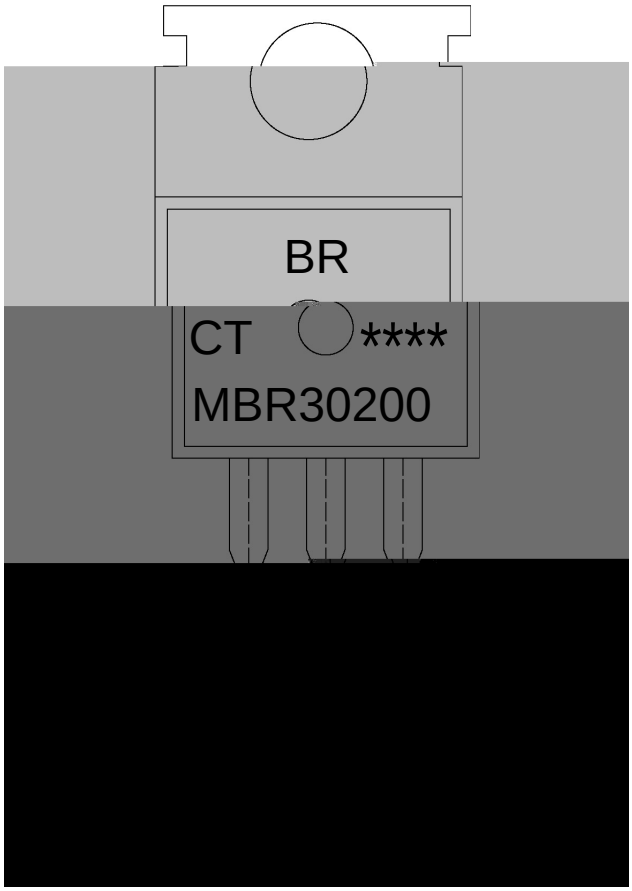

BR

MBR30200

CT:

****

Note:

BR:	Company Code
MBR30200	Product Type.
CT:	Internal Structure
****:	Lot No. Code, code change with Lot No.

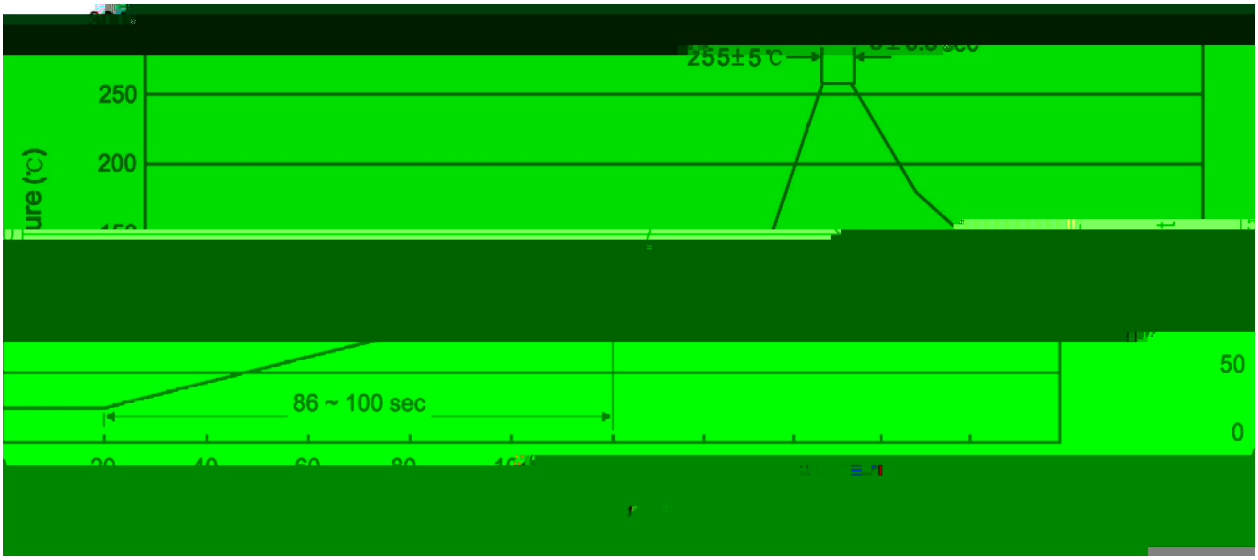

Note:

1 25