5 é / Descriptions

: 5 .> / / x 6 4 6 ! - } â ’ož

Silicon PNP transistor in a TO-252 Plastic Package.

¤ ª / Features

ó 9 ä k … ` ' +) 7 ö Õ ä U ´ Å } L k —)í D }ož

High voltage, Qualified to AEC-Q101 Standards for High Reliability, HF Product.

Ð ÷ / Applications

9%² " ä 9 è k á V ñ • } Ložž

High voltage general purpose applications, Meet the stringent requirements of automotive applications.

Ã W] Ô · / Equivalent Circuit

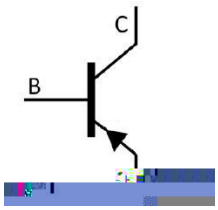

• Û - æ / Pinning

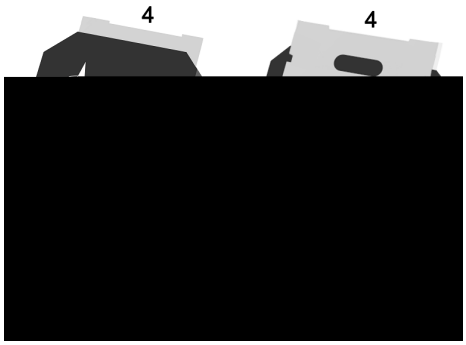

PIN1 y Base PIN 2,4 y Collector PIN 3 y Emitter

Z Ü B , M V / h_{FE} Classifications & Marking

• - ~ ª ¢ož

See Marking Instructions.

@ *f* Parameter	… Z Symbol	*f* › Rating	% y Unit
Collector to Base Voltage	V_{CBO}	-300	V
Collector to Emitter Voltage	V_{CEO}	-300	V
Emitter to Base Voltage	V_{EBO}	-5	V
Collector Current - Continuous	I_C	-500	mA
Collector Power Dissipation	P_C	1.56	W
Collector Power Dissipation	$P_C(T_C$=25)		

Ô ? d • Ž ¢ / Electrical Characteristic Curve

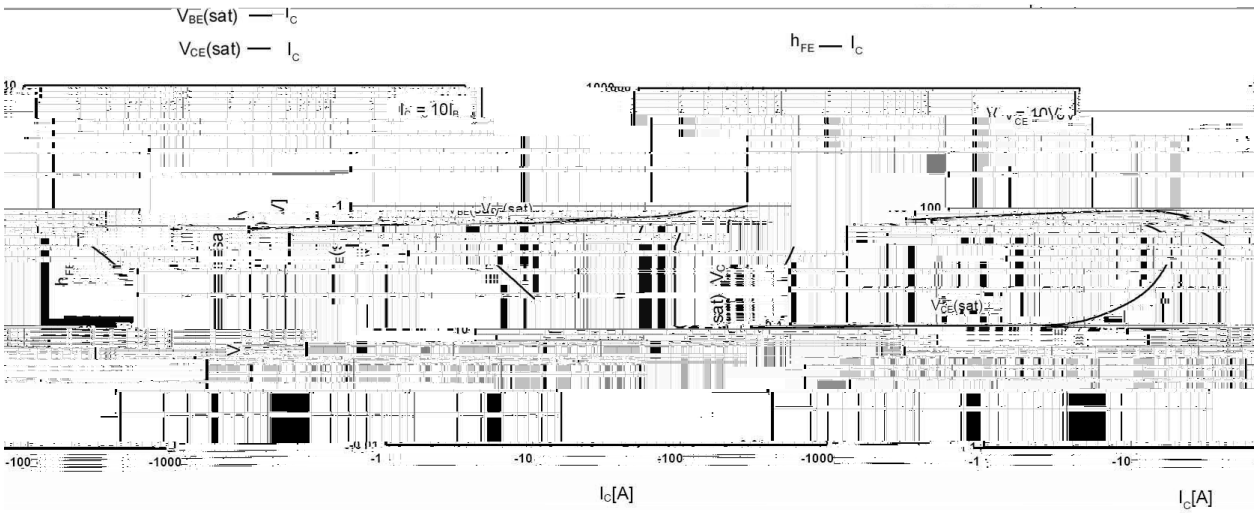

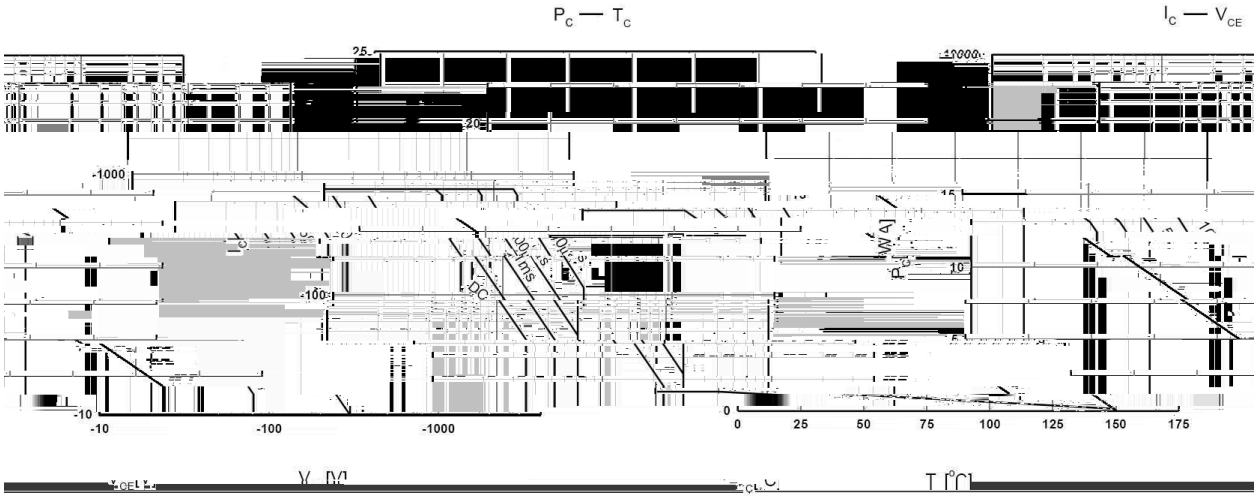

, M y ƒ / Marking Instructions

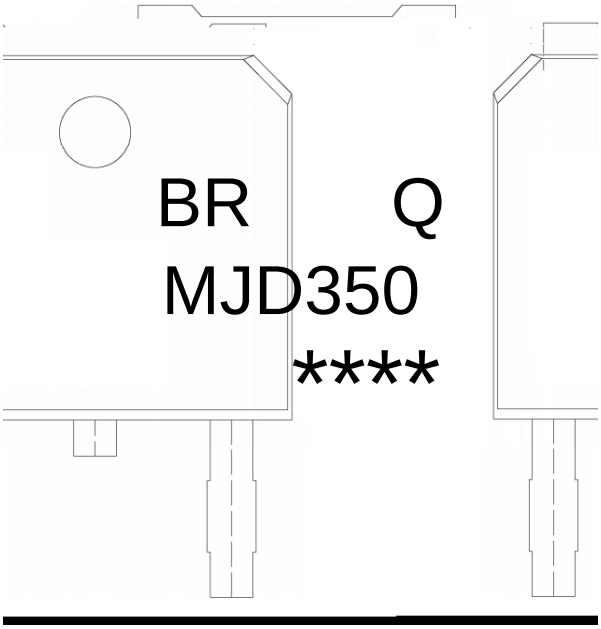

ª ¢ y

BR y ¸ [W A

Q y V ñ —)í D } ö œ

3 0 * y D } º Z

y ÿ D Z W A k š ÿ D Z J

Note:

BR:	Company Code
Q:	Automobile halogen-free product Code
MJD350:	Product Type
****:	Lot No. Code, code change with Lot No

š WD t … • Ž ¢ (x /) / : K S V K X G Z [X K 6 X U L O R K L U X / 8 8 K L R U] 9 U R J K X O T M 6

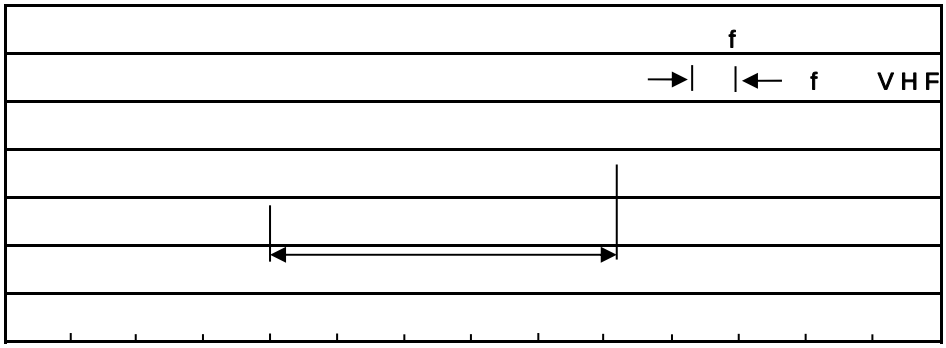

ª ¢ y

1o• Ä ½ “ † 150 ½200 - k ž • 60 ½120sec;

2o• Q › “ † 255 r5 - k ž • 4 Ò 5 r0.5sec;

3o•D N ò i Ò 0 , † 2 ½10 - /sec.

Note:

1.Preheating:150~200 - , Time:60~120sec.

2.Peak Temp.:255 r5 - , Duration:5 r0.5sec.

3. Cooling Speed: 2~10 - /sec.

ÂD /Cã p ¯ »] / Resistance to Soldering Heat Test Conditions

“ † y 260 r5 - ž • y 10 r1 sec. Temp.:260±5 Time:10±1 sec

G P á / Packaging SPEC.

2 & x / REEL

Package Type 7>û ˜ E	Units ;>û ¦H					Dimension ;>û p . (unit Æmm³)		
	Units/Reel / --	Reels/Inner Box -- /-	Units/Inner Box /-	Inner Boxes/Outer Box - /1ç	Units/Outer Box /1ç	Reel	Inner Box×	Outer Box1ç
TO-252	2,500	2	5,000	6	30,000	13 s ×16	360×360×50	380×335×366

ì ’ x / TUBE

Package Type 7>û ˜ E	Units ;>û ¦H					Dimension ;>û p . (unit Æmm³)		
	Units/Tube / •1×	Tubes/Inner Box •1× /-	Units/Inner Box /-	Inner Boxes/Outer Box - /1ç	Units/Outer Box /1ç	Tube •1×	Inner Box×	Outer Box1ç
TO-251/252	75	48	3,600	5	18,000	526×20.5×5.25	555×164×50	575×290×180

„ Ð y ƒ / Notices