/ Descriptions

VRW056 ṂṂ Ł SQS ÆṀ ч s ‖ ⁊ Silicon PNP transistor in a SOT-23 Plastic Package.

/ Features

ﻭ ɔ ‖ ɔ ⅃ ı ⅀ 933 p D ı ⅄ ⊤ DHF0T434 ‰´ ⅄ ı ، ớ ⅃ ∂ ı ṇ̀ ⅎ β

Collector currents to 600mA. Kalogen free product, Qualified to AEC-Q101 Standards for High Reliability, HF Product.

/ Applications

ﺣﺎﺟﺎﺕ ˝ ﻥ ﻭﻮ ⁼ ı ◗ ′ ∩ ج Ƶ ⊤ OBJ ⅎ∈ ⅃ ∂

General purpose amplifier, Meet the stringent requirements of automotive applications.

/ Equivalent Circuit

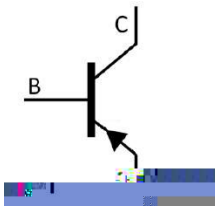

/ Pinning

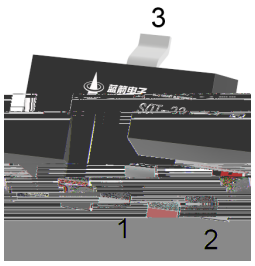

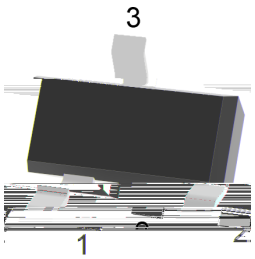

PIN 1 χ Base PIN 2 χ Emitter PIN 3 χ Collector

/ h_{FE} Classifications & Marking

h_{FE} Range	100 300
Marking	Q2F

v ̈Ǫ Parameter	ɬ N Symbol	̈Ǫ Ö Rating	D Ɉ Unit
Collector to Base Voltage	V_{CBO}	-60	V
Collector to Emitter Voltage	V_{CEO}	-60	V
Emitter to Base Voltage	V_{EBO}	-5.0	V
Collector Current	I_C	-600	mA
Collector Power Dissipation	P_C	350	mW
Junction Temperature	T_j	150	
Storage Temperature Range	T_{stg}	-55 150	

v ̈Ǫ Parameter	ɬ N Symbol	⊥⊥ ;ɬ ʈ Test Conditions	ɷ ṇ Ö Min	Ɛ ʒ Ö Typ	ɷ ᶻ Ö Max	D Ɉ Unit
Collector to Base Breakdown Voltage	V_{CBO}	I_C=-10 A I_E=0	-60			V
Collector to Emitter Breakdown Voltage	V_{CEO}	I_C=-10mA I_B=0	-60			V
Emitter to Base Breakdown Voltage	V_{EBO}	I_E=-10 A I_C=0	-5.0			V
Collector Cut-Off Current	I_{CBO}	V_{CB}=-50V I_E=0			-0.01	A
DC Current Gain	$h_{FE(1)}$	V_{CE}=-10V I_C=-150mA*	100		300	
	$h_{FE(2)}$	V_{CE}=-10V I_C=-500mA*	50			
	$h_{FE(3)}$	V_{CE}=-10V I_C=-10mA	100			
	$h_{FE(4)}$	V_{CE}=-10V I_C=-1.0mA	100			
	$h_{FE(5)}$	V_{CE}=-10V I_C=-0.1mA	75		79D0	Tc(8 276.260

/ Electrical Characteristic Curve



/ Package Dimensions

SOT-23

单位：mm

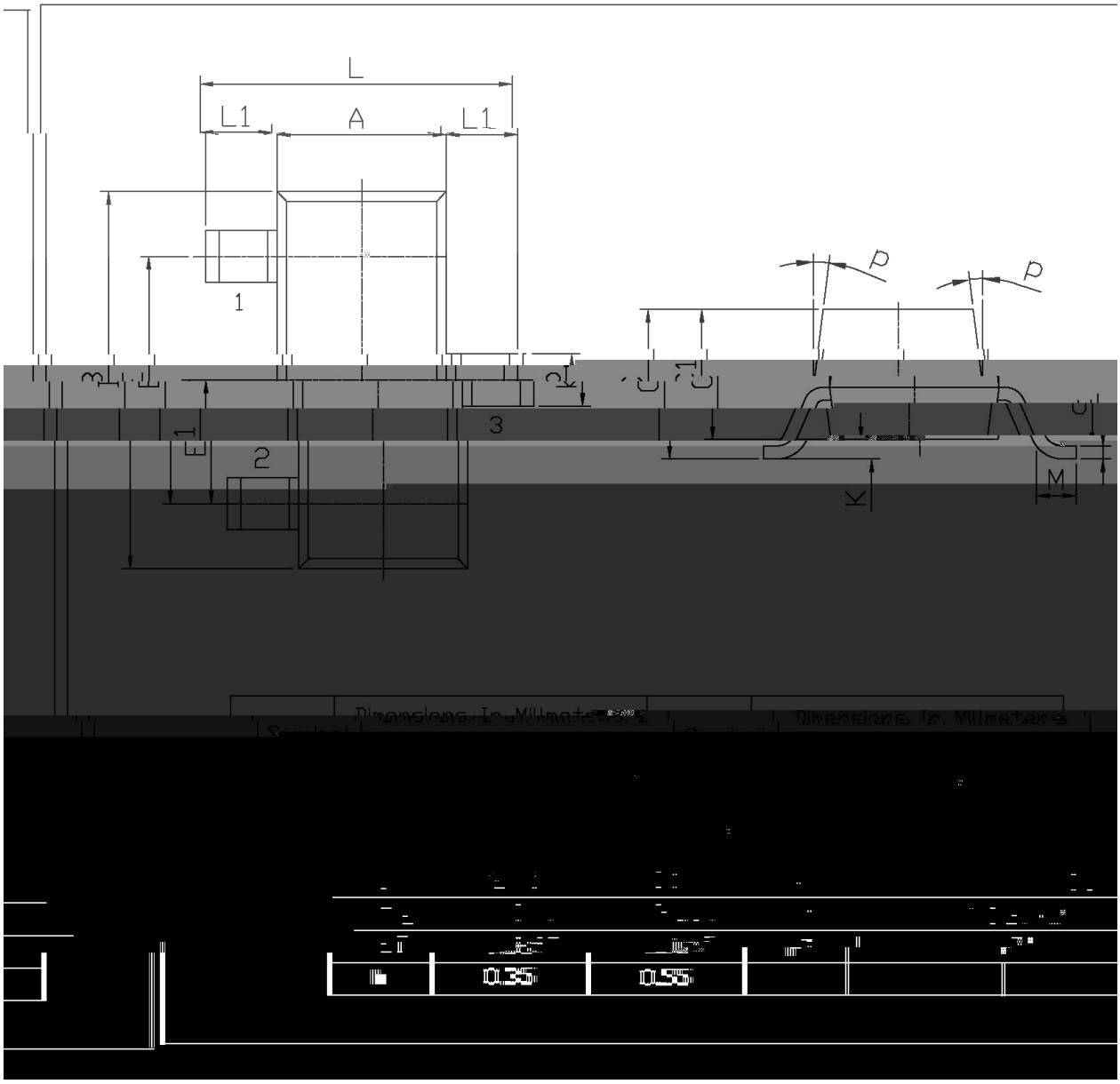

/ Marking Instructions

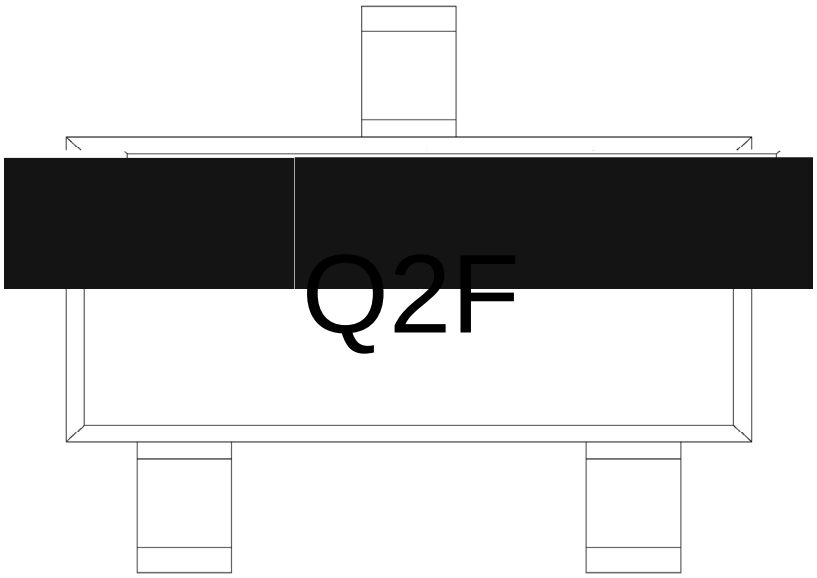

ب ˝ χ

T χ ⌘ ∩ ⊂ ⍉ ƒ β ‰ ⍉

2F χ ⌘ ⊇ ᴺ ⊓ ⍉

Note:

Q: Automobile halogen-free product Code

2F χ Product Type Code

( ) / Wh p shrdwxrh Prr iioh i rr IU Uhiorw Vroghriq j+Pe-Frhh,

ب ˝ χ

1 أ ♬ □ ỷ 150 Ḱ 200 ɬ ı `H ڑ 60 Ḱ 120sec;

2 Š Ö □ ỷ 255 ° 5 ɬ ı `H ڑ ˙Y ⋀ ⋊ 5 ° 0.5sec;

3 ì ˙ ⋎ ˛ ɔ ⋐ ỷ ⋊ 2 Ḱ 10 ɬ /sec.

Note:

1.Preheating:150~200 ɬ , Time:60~120sec.

2.Peak Temp.:255 ° 5 ɬ , Duration:5 ° 0.5sec.

3.Cooling Speed: 2~10 ɬ /sec.

/ Resistance to Soldering Heat Test Conditions

□ ỷ χ 260 ° 5 ɬ `H ڑ χ 10 ° 1 sec. Temp.:260±5 Time:10±1 sec

/ Packaging SPEC.

ᴖ ` ɣ ᴇ / REEL