/ Descriptions

VRW056 SQS Silicon PNP transistor in a SOT-23 Plastic Package.

/ Features

hIH H, VFH+vaw, DHF0T434

High DC Current Gain, Low Collector to Emitter Saturation Voltage, Qualified to AEC-Q101 Standards for High Reliability, HF Product.

/ Applications

General purpose amplifier and switching, Meet the stringent requirements of automotive applications.

/ Equivalent Circuit

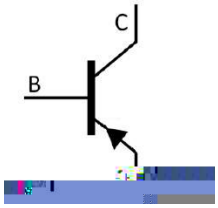

/ Pinning

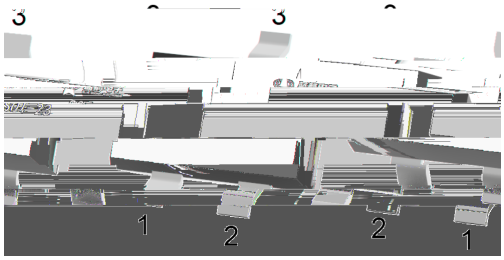

PIN 1 Base PIN 2 Emitter PIN 3 Collector

/ h_{FE} Classifications & Marking

h_{FE} Range	100 300
Marking	· Q2A

Parameter	Symbol	Test Conditions	Min	Typ	Max	Unit
Transition Frequency	f_T	V_{CE}=-20V I_C=-10mA f=100MHz	250			MHz
Output Capacitance	C_{ob}	V_{CB}=-5.0V f=1.0MHz			4.5	pF
Storage Time	t_{stg}	V_{CC}=-3.0V I_C=-10mA I_{B1}=-I_{B2}=-1.0mA			225	ns
Fall Time	t_f	V_{CC}=-3.0V I_C=-10mA I_{B1}=-I_{B2}=-1.0mA			75	ns
Delay Time	t_d	V_{CC}=-3.0V V_{BE}=-0.5V I_C=-10mA I_{B1}=-1.0mA			35	ns
Rise Time	t_r	V_{CC}=-3.0V V				

/ Electrical Characteristic Curve

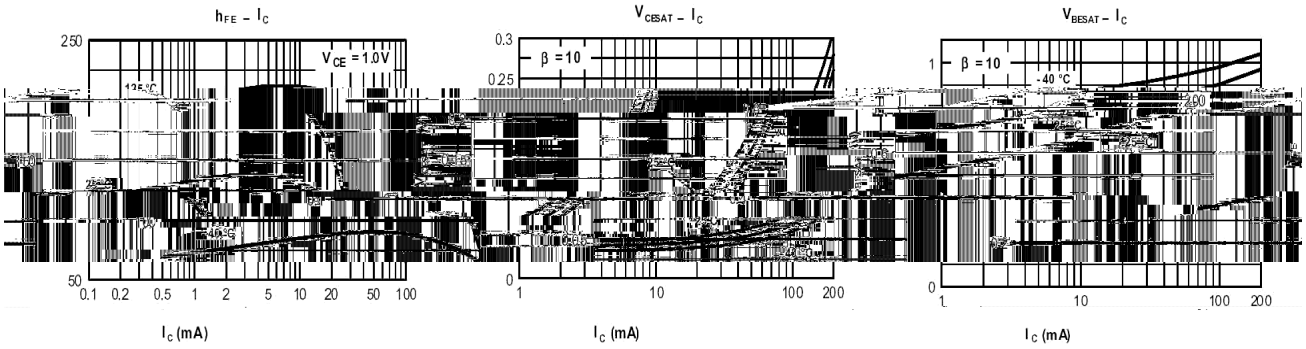



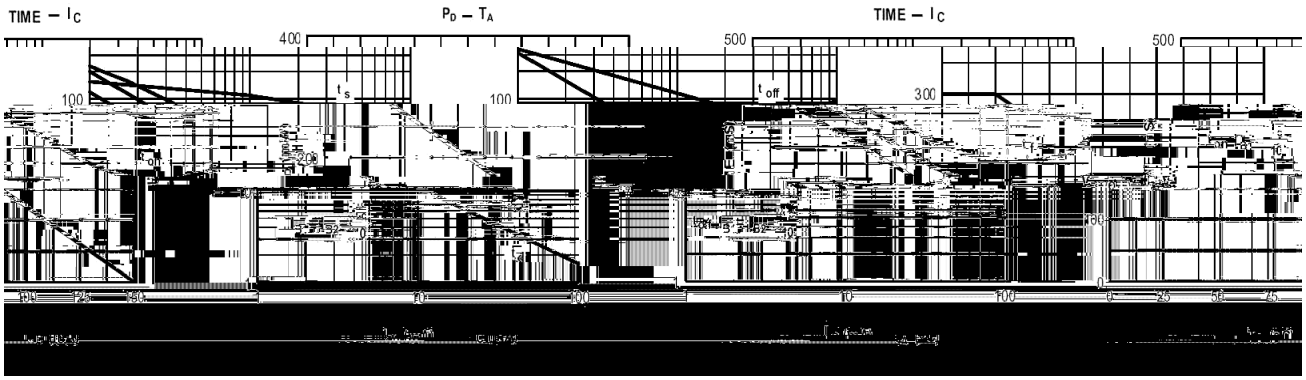

/ Package Dimensions



/ Marking Instructions

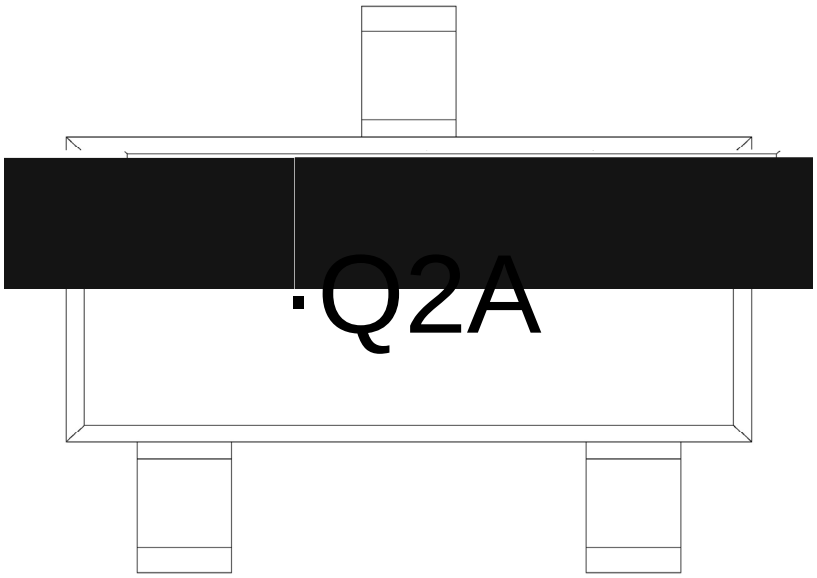

·

Q

2A

Note:

·	Identify
Q:	Automobile halogen-free product Code
2A	Product Type Code

( ) / Temperature Profile for IR Reflow Soldering(Pb-Free)

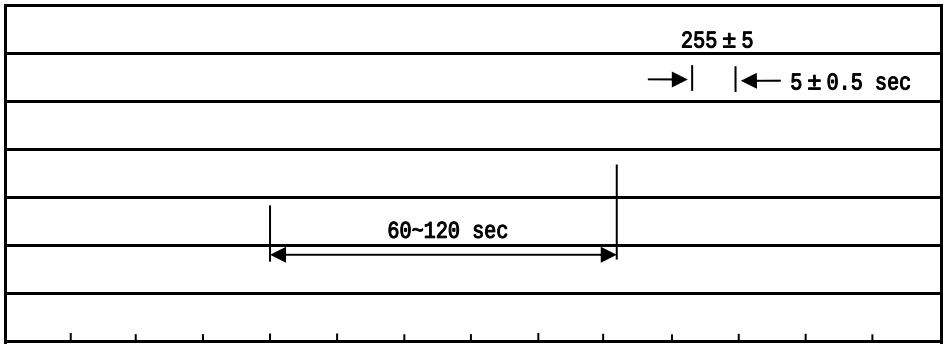

Note:

1	150 200	60 120sec;	1.Preheating:150~200	, Time:60~120sec.
2	255±5	5±0.5sec;	2.Peak Temp.:255±5	, Duration:5±0.5sec.
3	2 10 /sec.		3. Cooling Speed: 2~10 /sec.	

/ Resistance to Soldering Heat Test Conditions

260±5 10±1 sec. Temp.:260±5 Time:10±1 sec

/ Packaging SPEC.

/ REEL

Package Type	Units					Dimension		(unit mm³)
	Units/Reel /	Reels/Inner Box /	Units/Inner Box /	Inner Boxes/Outer Box /	Units/Outer Box /	Reel	Inner Box	Outer Box
SOT-23	3,000	10	30,000	6	180,000	7 ×8	180×120×180	390×385×205

/ Notices