5é / Descriptions

SOD-323 .#x l98âž

Zener Diode in a SOD-323 Plastic Package.

¤ / Features

S= ôvÏk)Dož

200mW power dissipation, medium current, automated assembly processes,HF Product.

Ð / Applications

9Ðž

2.4V to 39V wide zener voltage range applications.

ÿ / Equivalent Circuit

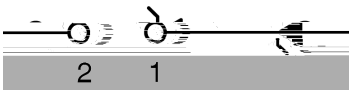

ûe / Pinning

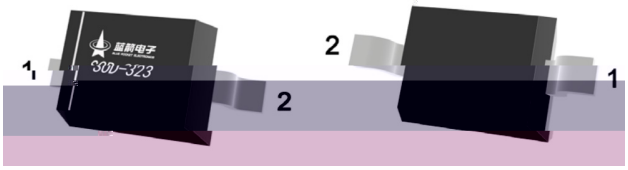

PIN1:Cathode PIN2:Anode

,MV / Marking

•~ôž

See Marking Instructions.

ãÂ / Absolute Maximum Ratings(T

Parameter	Symbol	Rating	Unit
Forward Voltage (Note 2) I_F=10mA	V_F	0.9	V
Power Dissipation(Note 1)	P_D	200	mW
Typical Thermal Resistance Junction to Ambient(Note 1)	R_{JA}	625	/W
Junction and Storage Temperature Range	T_j,T_{stg}	-65 150	

Type Number	Mark-ing Code	Zener Voltage Range (Note 2)				Maximum Zener Impedance (Note 3)			Maximum Reverse Current	
		V_z @I_{ZT}			I_{ZT}	Z_{ZT} @I_{ZT}	Z_{ZK} @I_{ZK}	I_{ZK}	I_R	@V_R
		Nom (V)	Min (V)	Max (V)	mA			mA	A	V
BZT52B2V4S	H0Z	2.4	2.35	2.45	5	94	564	1	45	1
BZT52B2V7S	H1Z	2.7	2.65	2.75	5	94	564	1	18	1
BZT52B3V0S	H2Z	3.0	2.94	3.06	5	89	564	1	9	1
BZT52B3V3S	H3Z	3.3	3.23	3.37	5	89	564	1	4.5	1
BZT52B3V6S	H4Z	3.6	3.53	3.67	5	84	564	1	4.5	1
BZT52B3V9S	H5Z	3.9	3.82	3.96	5	84	564	1	2.7	1
BZT52B4V3S	H6Z	4.3	4.21	4.39	5	84	564	1	2.7	1
BZT52B4V7S	H7Z	4.7	4.61	4.79	5	75	564	1	2.7	2
BZT52B5V1S	H8Z	5.1	5.00	5.20	5	56	470	1	1.8	2
BZT52B5V6S	H9Z	5.6	5.49	5.71	5	27	451	1	0.9	2
BZT52B6V2S	HAZ	6.2	6.08	6.32	5	9	376	1	2.7	4
BZT52B6V8S	HBZ	6.8	6.66	6.94	5	14	141	1	1.8	4
BZT52B7V5S	HCZ	7.5	7.35	7.65	5	14	75	1	0.9	5
BZT52B8V2S	HDZ	8.2	8.04	8.36	5	14	75	1	0.63	5
BZT52B9V1S	HEZ	9.1	8.92	9.28	5	14	94	1	0.45	6
BZT52B10S	HFZ	10	9.80	10.20	5	18	141	1	0.18	7
BZT52B11S	HGZ	11	10.78	11.22	5	18	141	1	0.09	8

Notes:

特性曲线 / Electrical Characteristic Curve

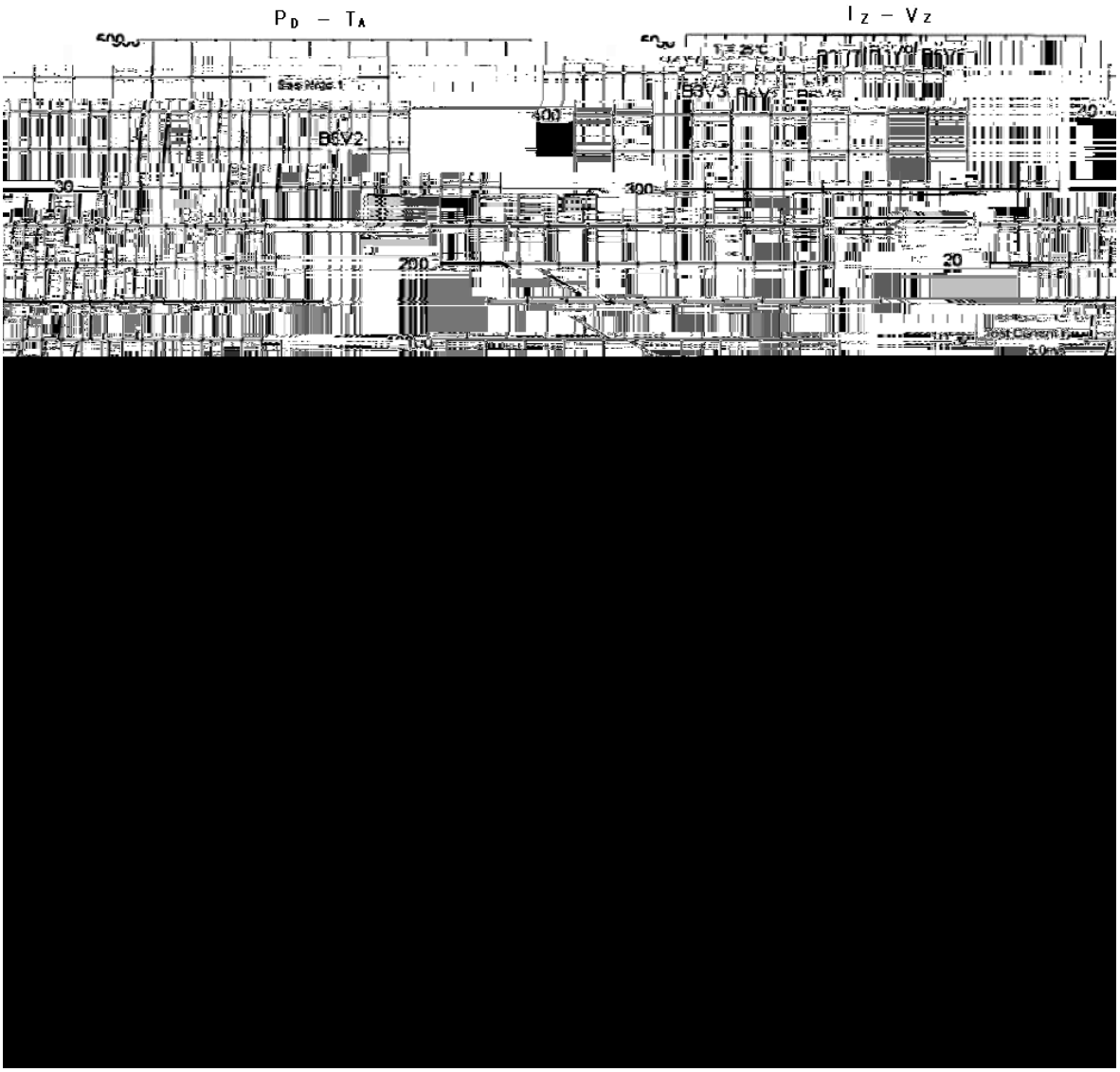

封装尺寸 / Package Dimensions

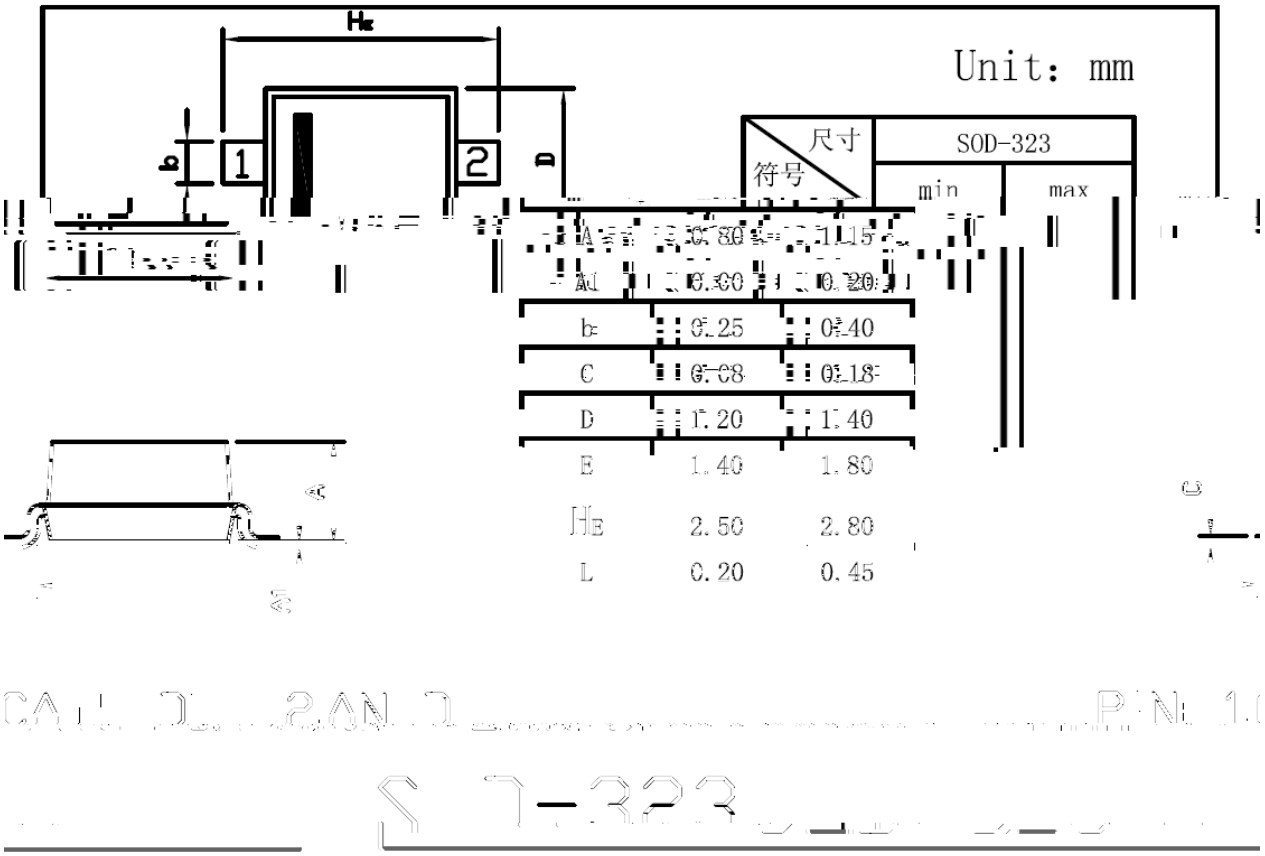

,My*f* / Marking Instructions

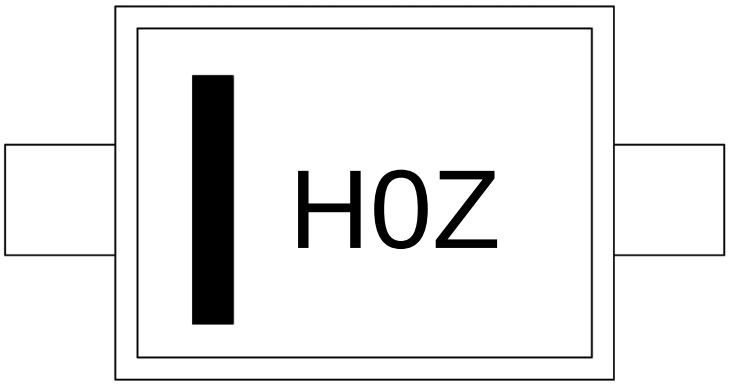

Note:

H: Company Code

0Z: Product Type Code

¥WDtž. (x/) / KMZ[6XEM/RHXTM6HX,K

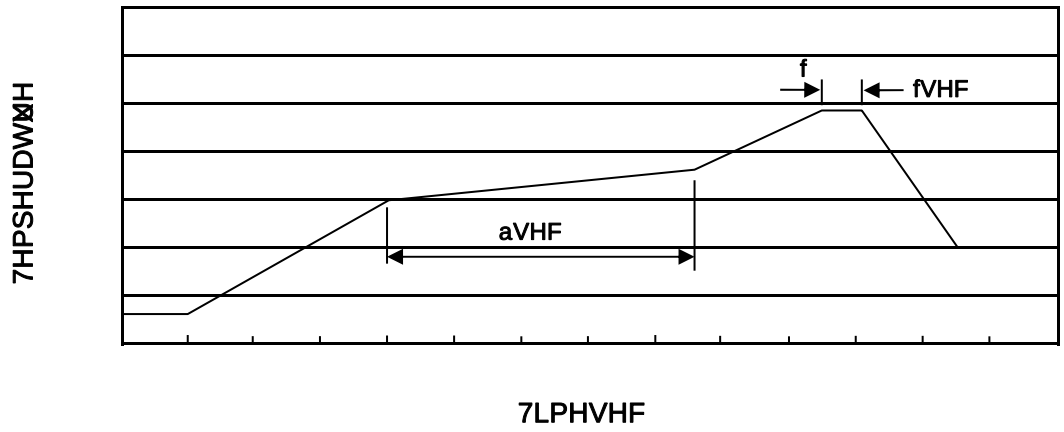

¥ ¥

1o½ 150½ 180-kž 60½ 90sec;

2oQ 245r 5-kž4Ò 5r 0.5sec;

3oÐNiÒ,† 2½ 10- /sec.

Note:

1.Preheating:150~180- , Time:60~90sec.

2.Peak Temp.:245r 5- , Duration:5r 0.5sec.

3. Cooling Speed: 2~10- /sec.

Â/Cã] / Resistance to Soldering Heat Test Conditions

¥ 260r 5- ž 10r 1 sec. Temp.:260±5 Time:10±1 sec

GPá / Packaging SPEC.

2& / REEL

Package Type 7Ê	Units ;Ñ					Dimension ;ô. (unitÆmm³)		
	Units/Reel /-	Reels/Inner Box - /-	Units/Inner Box /-	Inner Boxes/Outer Box - /¢	Units/Outer Box /¢	Reel	Inner Box -	Outer Box ¢
SOD-323	3,000	10	30,000	6	180,000	7s ×8	180×120×180	390×385×205

Df / Notices