/ Descriptions

SOD-323

Zener Diode in a SOD-323 Plastic Package.

200mW Ɑ

200mW Power dissipation, medium current, automated assembly processes,HF Product.

5!7Y06<Y

2.4V to 39V wide zener voltage range applications.

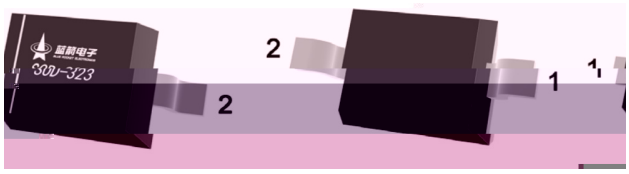

PIN1:Cathode PIN2:Anode

/ Marking

See Electrical Characteristics.

Parameter	N Symbol	Rating	Unit
Forward Voltage (Note 2) (I_F=10mA)	V_F	0.9	V
Power Dissipation(Note 1)	P_D	200	mW
Typical Thermal Resistance Junction to Ambient(Note 1)	$R_{\theta JA}$	625	/W
Junction and Storage Temperature Range	T_j,T_{stg}	-65 150	

/ Electrical Characteristics(Ta=25)

Type Number	Marking Code	Zener Voltage Range (Note 2)				Maximum Zener mpedance (Note 3)			Maximum Reverse Current (Note 2)		Typical Temperature Coefficient @I_{ZTC} mV/ºC		Test Curre nt I_{ZTC}
		V_z @I_{ZT}			I_{ZT}	Z_{ZT} @I_{ZT}	Z_{ZK} @I_{ZK}	I_{ZK}	I_R	@V_R			
		Nom (V)	Min (V)	Max (V)	mA	Ω		mA	uA	V	Min	Max	mA
BZT52C11S	HWG	11	10.4	11.6	5	20	150	1	0.1	8	5.4	9	5
BZT52C12S	HWH	12	11.4	12.7	5	25	150	1	0.1	8	6	10	5
BZT52C13S	HWI	13	12.4	14.1	5	30	170	1	0.1	8	7	11	5
BZT52C15S	HWJ	15	13.8	15.6	5	30	200	1	0.1	10.5	9.2	13	5

/ Electrical Characteristic Curve

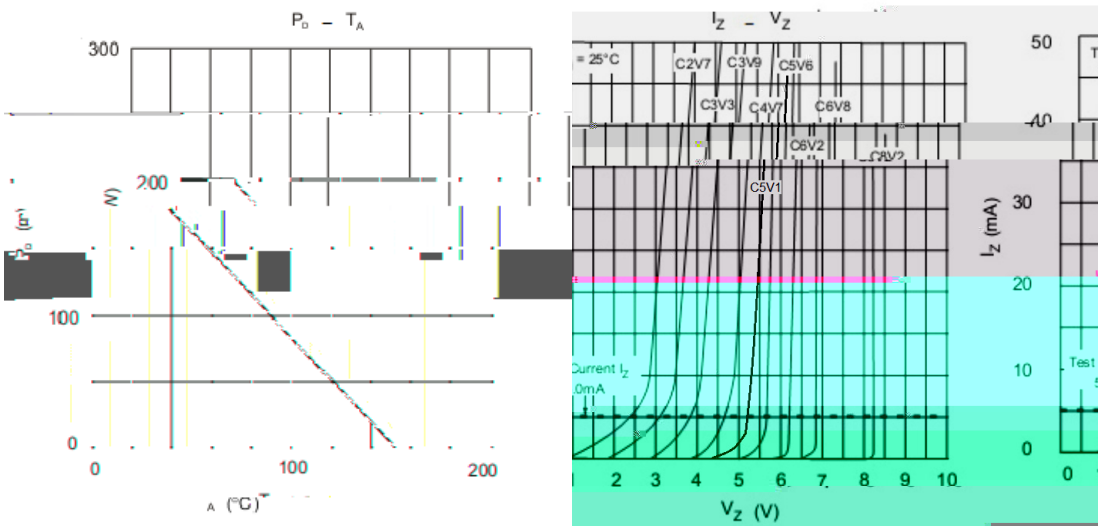

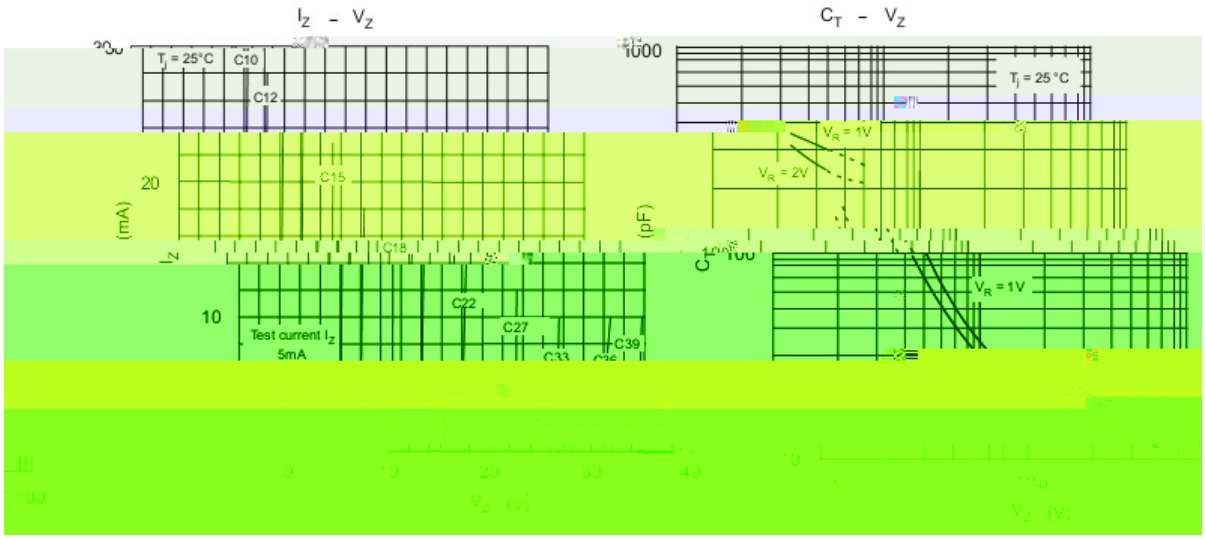

/ Marking Instructions

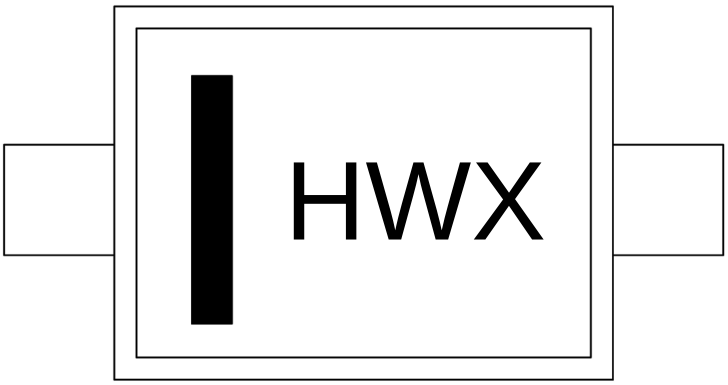

K И

Z [N

Note:

H: Company Code

WX: Product Type Code

( ) / Temperature Profile for IR Reflow Soldering(Pb-Free)