/ Descriptions

SOT-323 PNP Silicon PNP Digital Transistor in a SOT-323 Plastic Package.

/ Features

With built-in bias resistors, simplify circuit design, reduce a quantity of parts and manufacturing process.

/ Applications

Switching, Inverter circuit, Interface circuit and driver circuit applications.

/ Equivalent Circuit

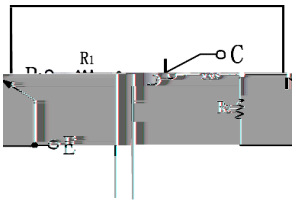

/ Pinning



PIN1 Emitter PIN 2 Base PIN 3 Collector

/ Marking

Marking	H16

/ Absolute Maximum Ratings(Ta=25)

Parameter	Symbol	Rating	Unit
Output Voltage	V_{CC}	-50	V
Input Voltage	V_{IN}	-40	V
		10	V
Output Current	I_C	-100	mA
	I_O	-30	mA
Collector Power Dissipation	P_C	200	mW
Junction Temperature	T_j	150	
Storage Temperature Range	T_{stg}	-55 150	

/ Electrical Characteristics(Ta=25)

Parameter	Symbol	Test Conditions	Min	Typ	Max	Unit
Input Voltage	$V_{I(off)}$	v_{CC}=-5.0V I_O=-100μA			-0.5	V
	$V_{I(on)}$	V_O=-0.3V I_O=-2.0mA	-3.0			V
Output Voltage	$V_{O(on)}$	I_O=-10mA I_I=-0.5mA		-0.1	-0.3	V
Input Current	I_I	V_I=-5.0V			-0.18	mA
Output Cut-off Current	$I_{O(off)}$	V_{CC}=-50V V_I=0V			-0.5	μA
DC Current Gain	G_I	V_O=-5.0V I_O=-5.0mA	68			
Transition Frequency	f_T	V_{CE}=-10V I_E=5.0mA f=100MHz		250		MHz
Resistance1	R_1		32.9	47	61.1	KΩ
Resistance Ratio	R_2/R_1		0.8	1.0	1.2	

/ Electrical Characteristic Curve

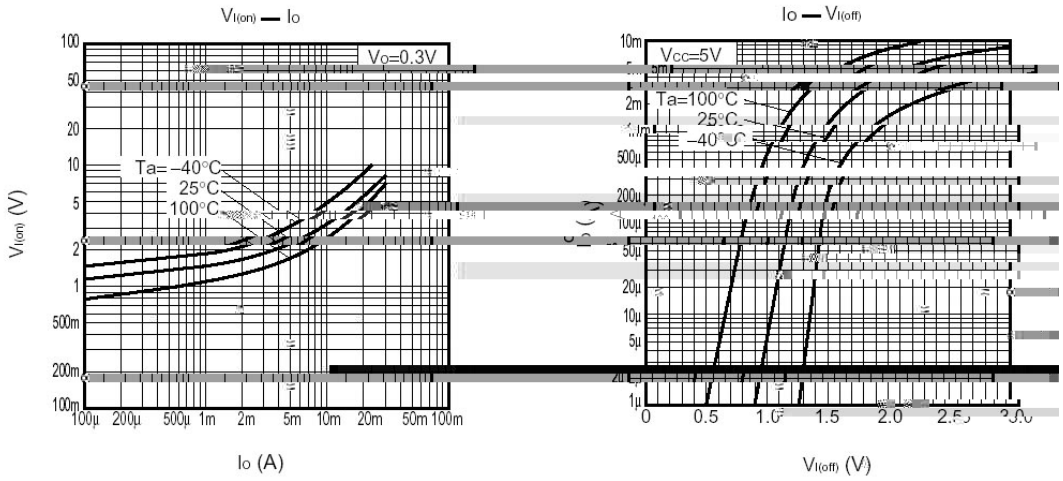

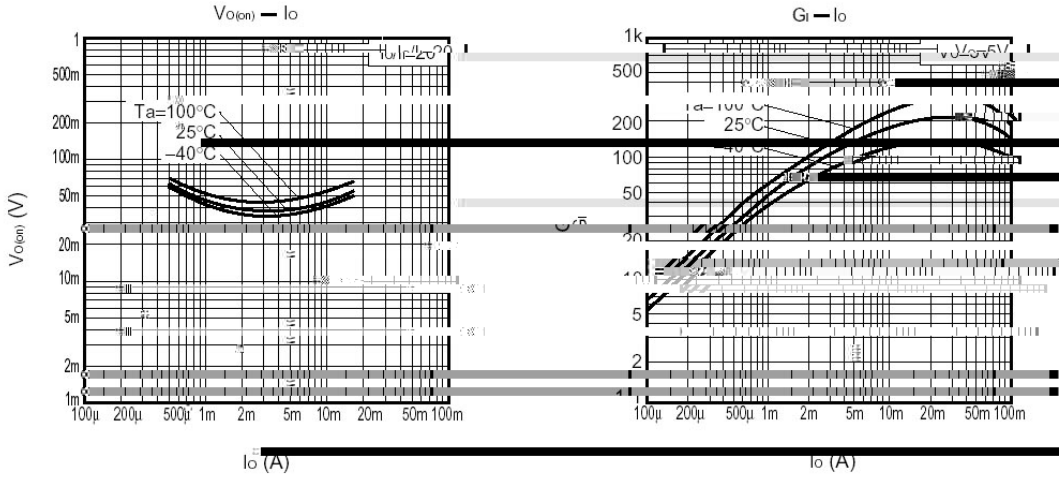

/ Package Dimensions

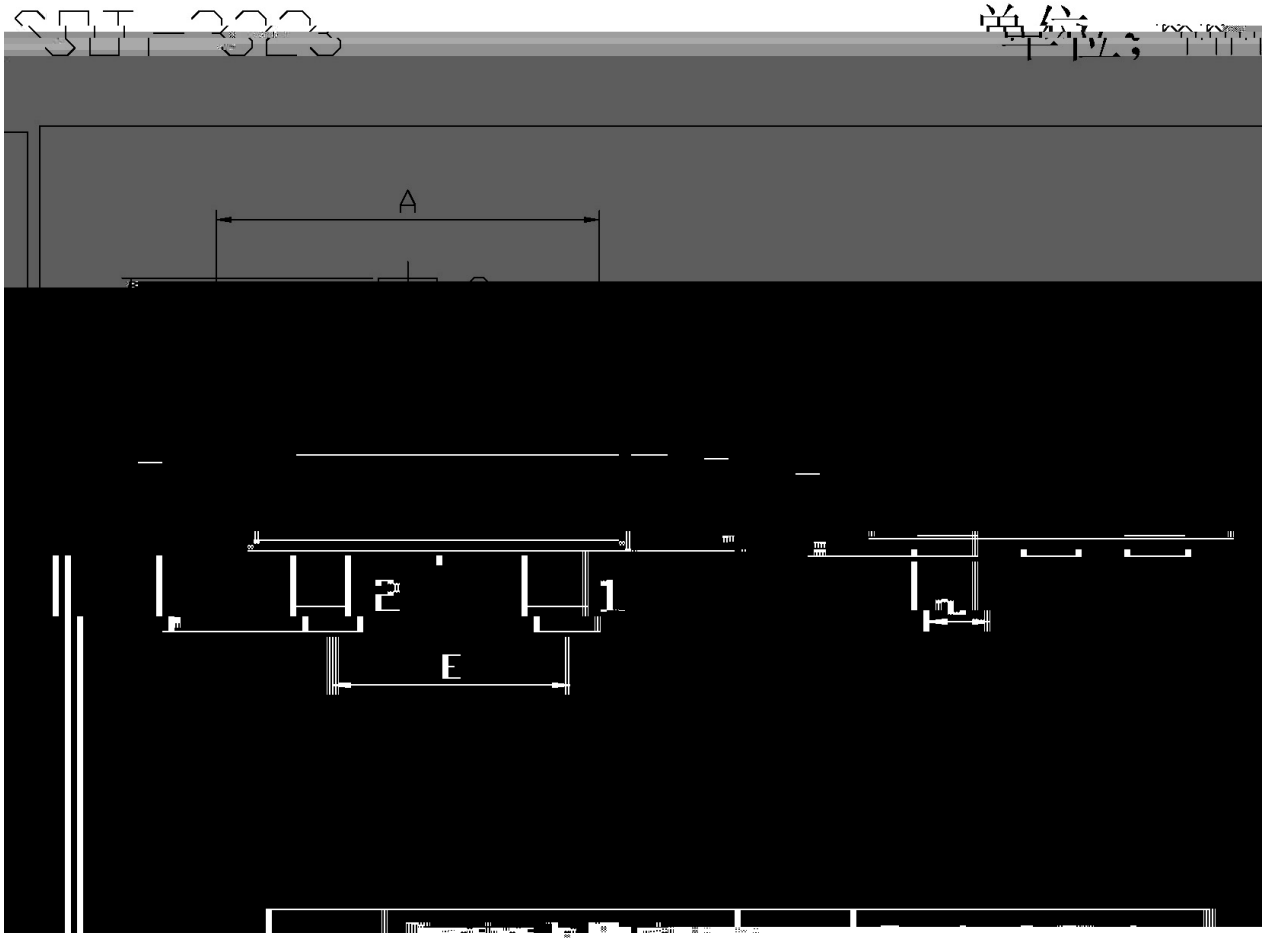

/ Marking Instructions

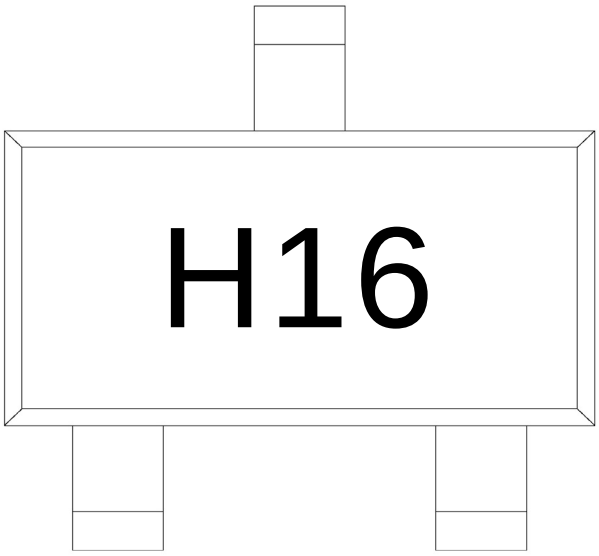

H

16

Note:

H	Company Code
16	Product Type Code