/ Descriptions

TO-126F NPN Silicon NPN transistor in a TO-126F Plastic Package.

/ Features

3 , ,
Output stage of 3 watts audio amplifier, voltage regulator, DC-DC converter and relay driver.

/ Applications

$V_{CE(sat)}$, ,h_{FE} .
Low saturation voltage, excellent h_{FE} linearity and high h_{FE}.

/ Equivalent Circuit

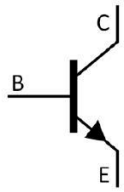

/ Pinning



PIN1 Emitter PIN 2 Collector PIN 3 Base

/ h_{FE} Classifications & Marking

h_{FE} Classifications Symbol	R	O	Y	G
h_{FE} Range	60 120	100 200	160 320	200 400

Parameter	Symbol	Rating	Unit
Collector to Base Voltage	V_{CBO}	40	V
Collector to Emitter Voltage	V_{CEO}	30	V
Emitter to Base Voltage	V_{EBO}	5.0	V
Collector Current – Continuous	I_C	3.0	A
Collector Power Dissipation	P_C	1.0	W
	$P_C(T_C=25$)	10	W
Junction Temperature	T_j	150	
Storage Temperature Range	T_{stg}	-55 150	

Parameter

KSD882

/ Package Dimensions

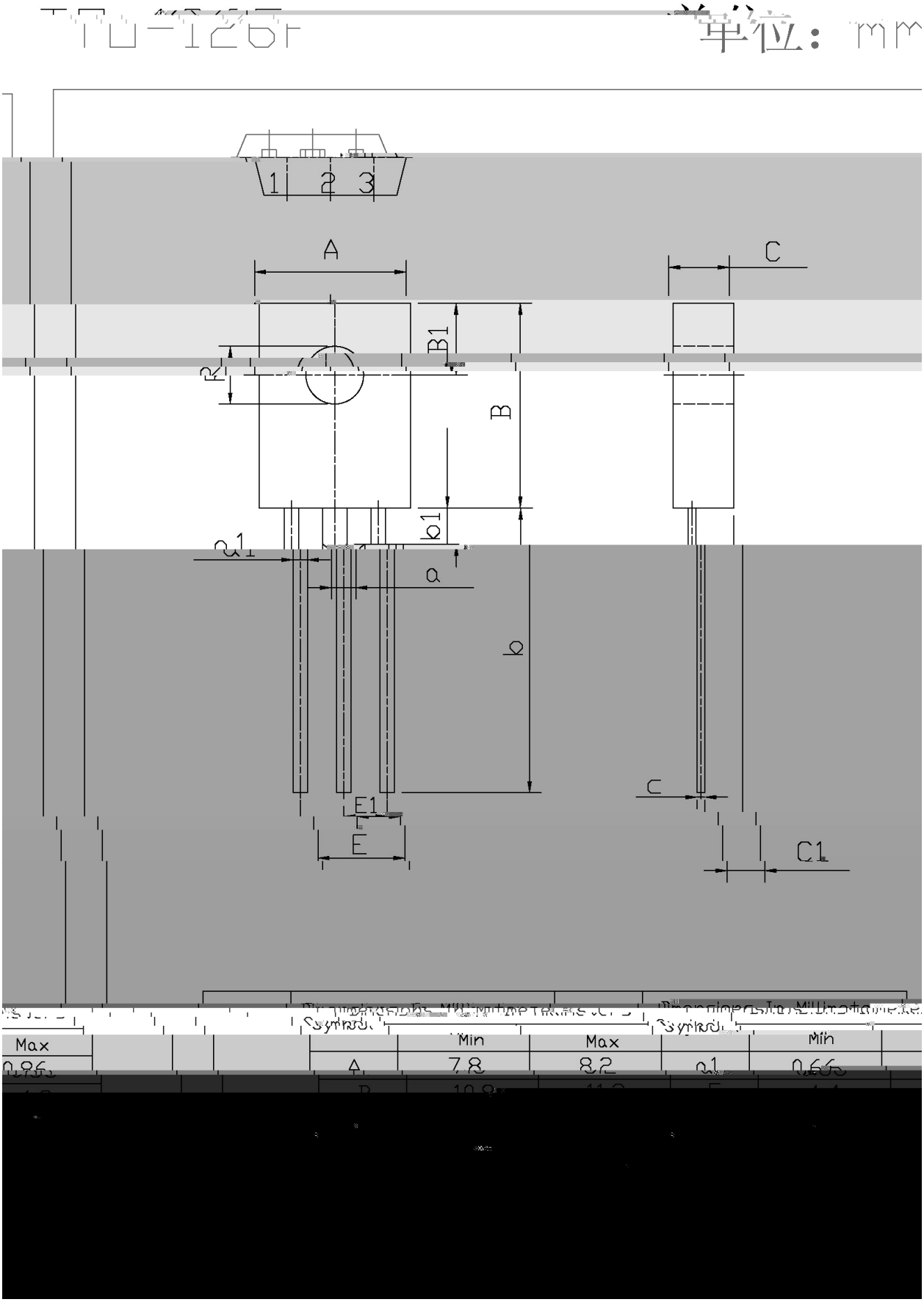

Symbol	Min	Max	Symbol	Min
	7.8	8.2		

KSD882

Rev.E Mar.-2016

DATA SHEET