KTD1898

Rev.E Mar.-2016

DATA SHEET

"Yت / Descriptions

SOT-89 NPN Silicon NPN transistor in a SOT-89 Plastic Package.

◕ È / Features

KTB1260

Small flat package,complements the KTB1260.

४ ي / Applications

General purpose application.

Л ڤ ڳ ڳ ≠ ع / Equivalent Circuit

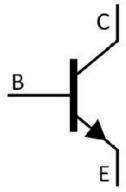

ã ⅄ ʊ˜ / Pinning



PIN1 Base PIN 2 Collector PIN 3 Emitter

Łِ ʜ ɹ̇ / Marking

h_{FE} Classifications Symbol	O	Y	GR
h_{FE} Range	70-140	120-240	200 400
Marking	HZO	HZY	HZG

Parameter	Symbol	Rating	Unit
Collector to Base Voltage.			

⁝ ƎĂ´E ⅵ ƒ / Electrical Characteristic Curve

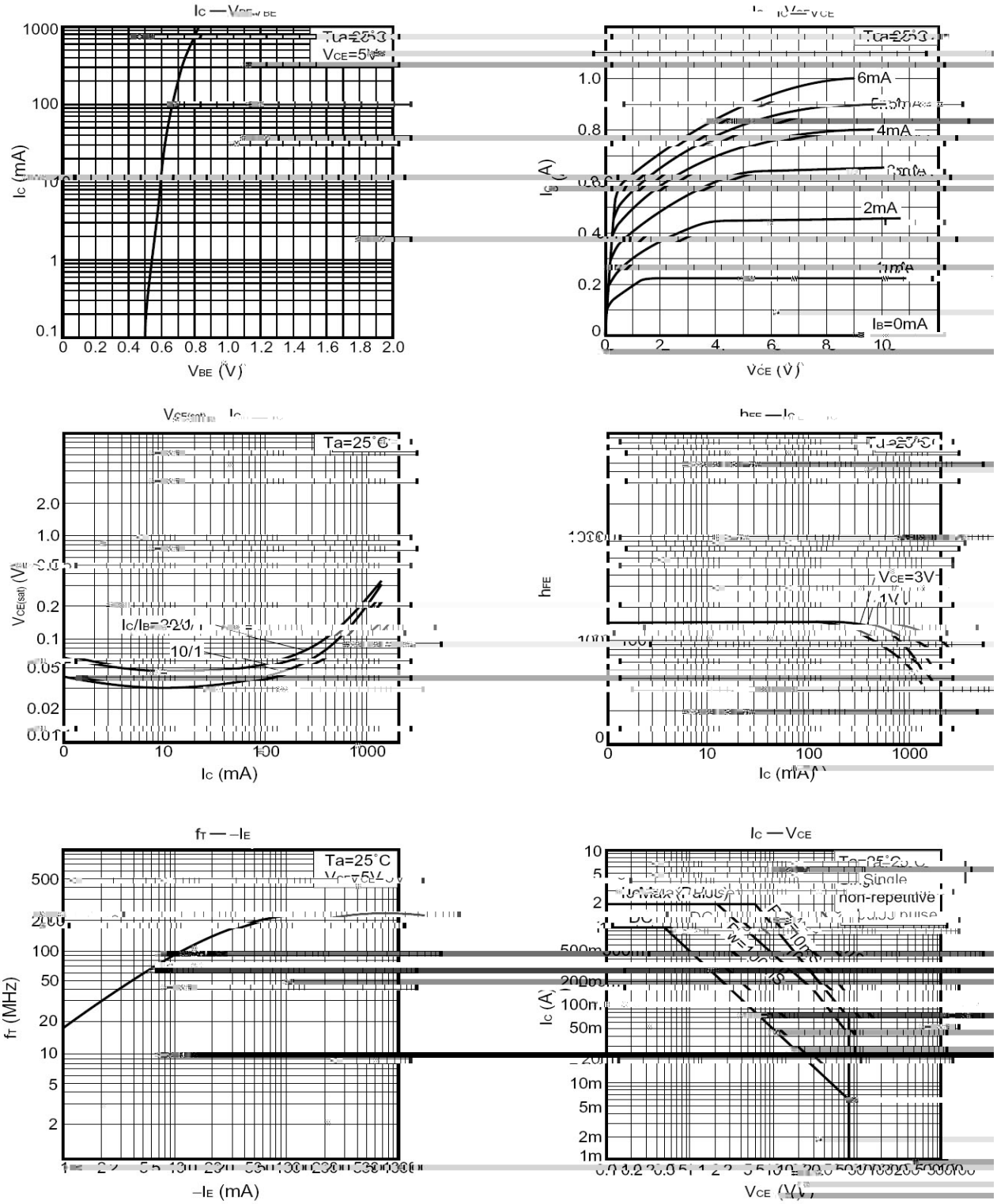

ᵘ ĖÒĻ ƒ / Package Dimensions

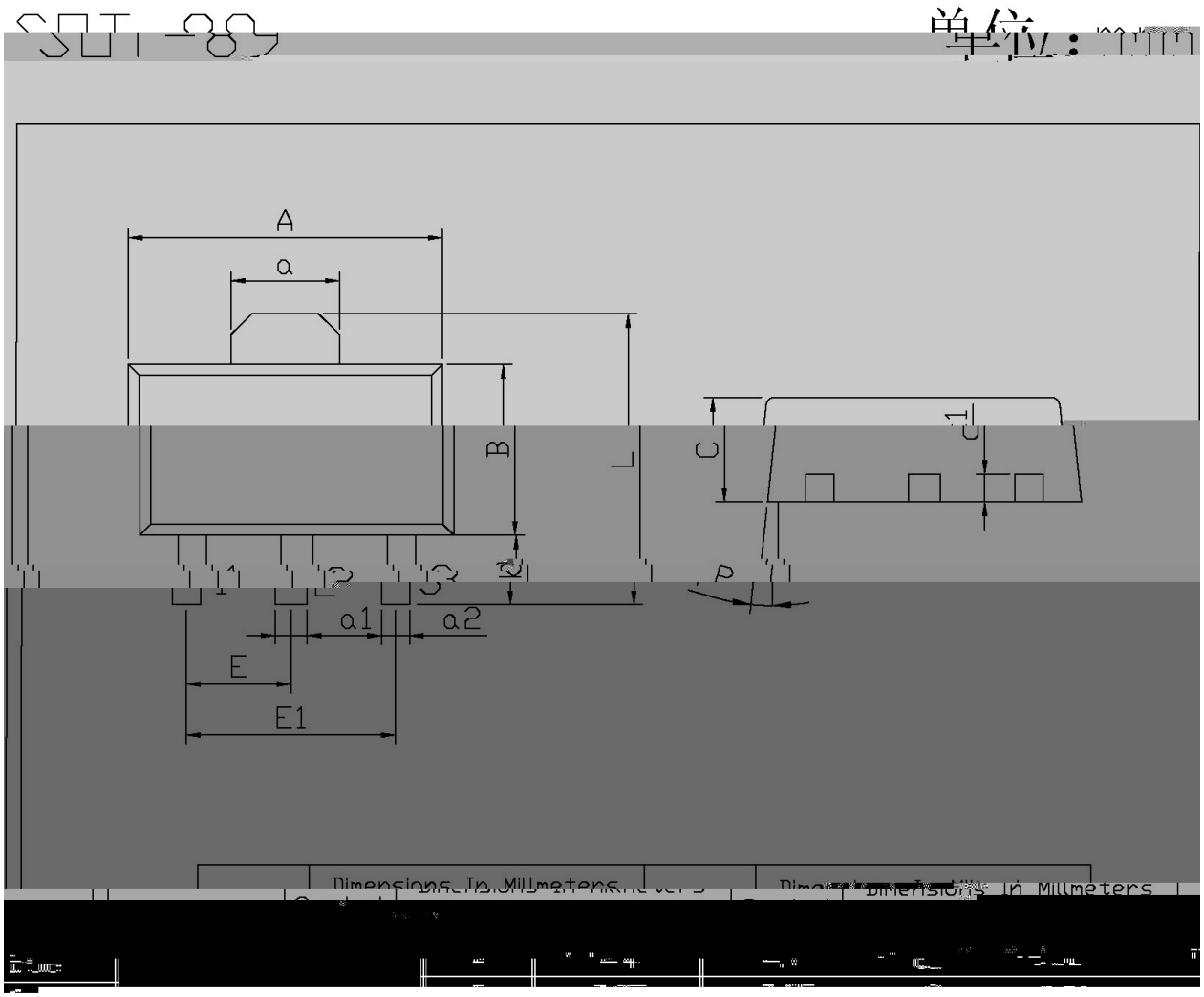

ł. Ļ'Ω / Marking Instructions

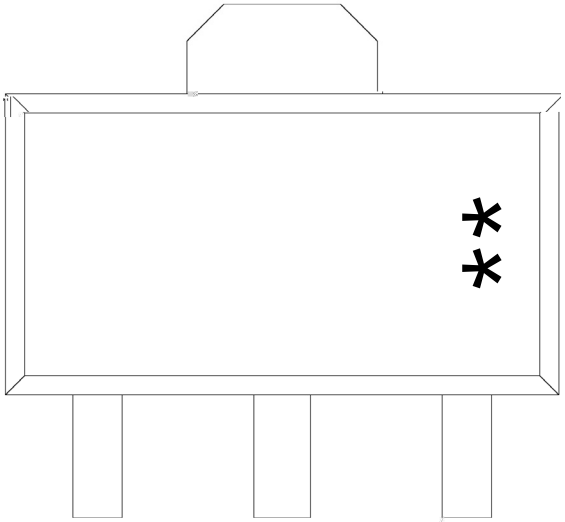

H

Z

O h_{FE}

**

Note:

H: Company Code.

Z: Product Type.

O h_{FE} Classifications Symbol

**: Lot No. Code, code change with Lot No.

ŧħ ʃ ╗ ẘ´E ⅵ ʃ (ᾠ̈ ᴗ) / Whp shudwxuh Suriloh iru LU Uhior z Vroghulqj+Se0luhh,

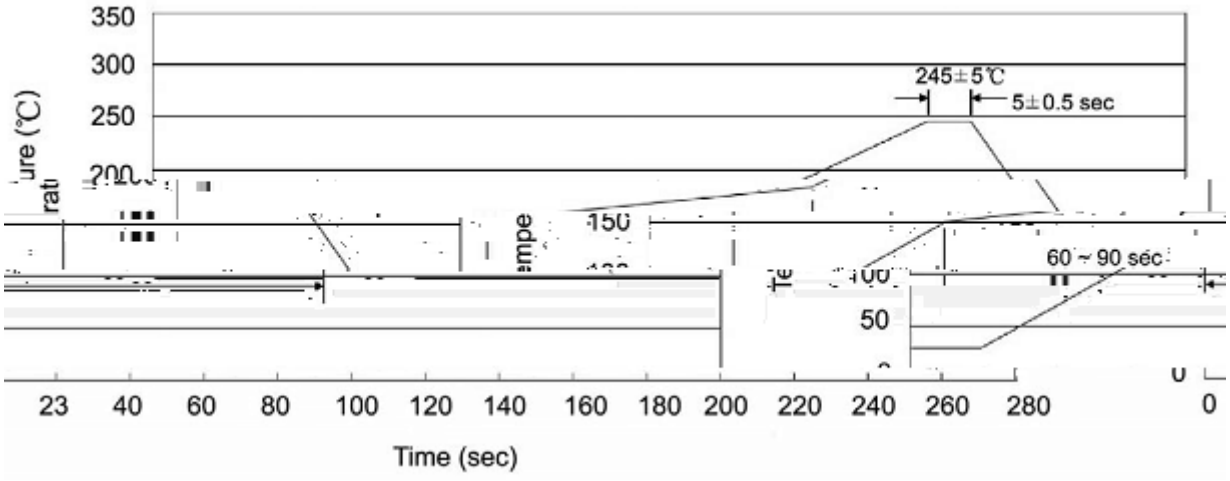

Note:

1 25 150 60 90sec; 1.Preheating:25~150 , Time:60~90sec.

2 245±5 5±0.5sec; 2.Peak Temp.:245±5 , Duration:5±0.5sec.

3 2 10 /sec. 3. Cooling Speed: 2~10 /sec.

⅃ ὺ ɑ ˉ ˋY Ţ / Resistance to Soldering Heat Test Conditions

260±5 10±1 sec. Temp.:260±5 Time:10±1 sec

ɒ ᴇ ᴄ— / Packaging SPEC.

/ REEL

Package Type 封装形式	Units 包装数量					Dimension 包装尺寸 (unit: mm^3)		
	只 卷盘	卷盘 盒	只 盒	盒 箱	只 箱		盒	箱

ä ɤ ʅ ̈Ω / Notices