SOT23-6 TVS

Low Capacitance TVS Array in a SOT23-6 Plastic Package.

I/O

Small package saves board space Protects up to four I/O lines & power line Low capacitance for high-speed interfaces Low leakage current and clamping voltage Low operating voltage.

ώ ᗑ ᗐ ᗒ̃ / Absolute Maximum Ratings(Ta=25 ɹ)

Parameter	Symbol	Rating	Unit
Peak Pulse Power (tp = 8/20 s)	PPP	150	W
Peak Pulse Current (tp = 8/20 s)	IPP	6	A
ESD per IEC 61000-4-2 (Air)	VESD 1 IEC 61000-4-2 (Air)	±15	kV
ESD per IEC 61000-4-2 (Contact)	VESD 2 IEC 61000-4-2 (Contact)	±8	kV
Operating Temperature	TOPR	-55 to 125	
Storage Temperature	TSTG	-55 to 150	

⸗ ⸝ ᗐ ᗒ̃ / Electrical Characteristics(Ta=25 ɹ)

Parameter	Symbol	Test Conditions	Min	Typ	Max	Unit
Reverse Stand-Off Voltage	V_{RWM}	Pin 5 to GND			5	V
Reverse Breakdown Voltage	V_{BR}	Pin 5 to GND It=1mA	6			V
Reverse Leakage Current	I_R	V_{RWM}=5V T=25 Pin 5 to GND			2	A
Clamping Voltage	V_C	I_{PP}=1A tp=8/20 s Any I/O pin to GND		8.5	12	V
Junction Capacitance	C_{J1}	V_R=0V f=1MHz Any I/O pin to GND			3	pF
Junction Capacitance	C_{J2}	V_R=0V f=1MHz Between I/O pins			1.5	pF

ƒ Ã ´E ¥ ƒ / Electrical Characteristic Curve

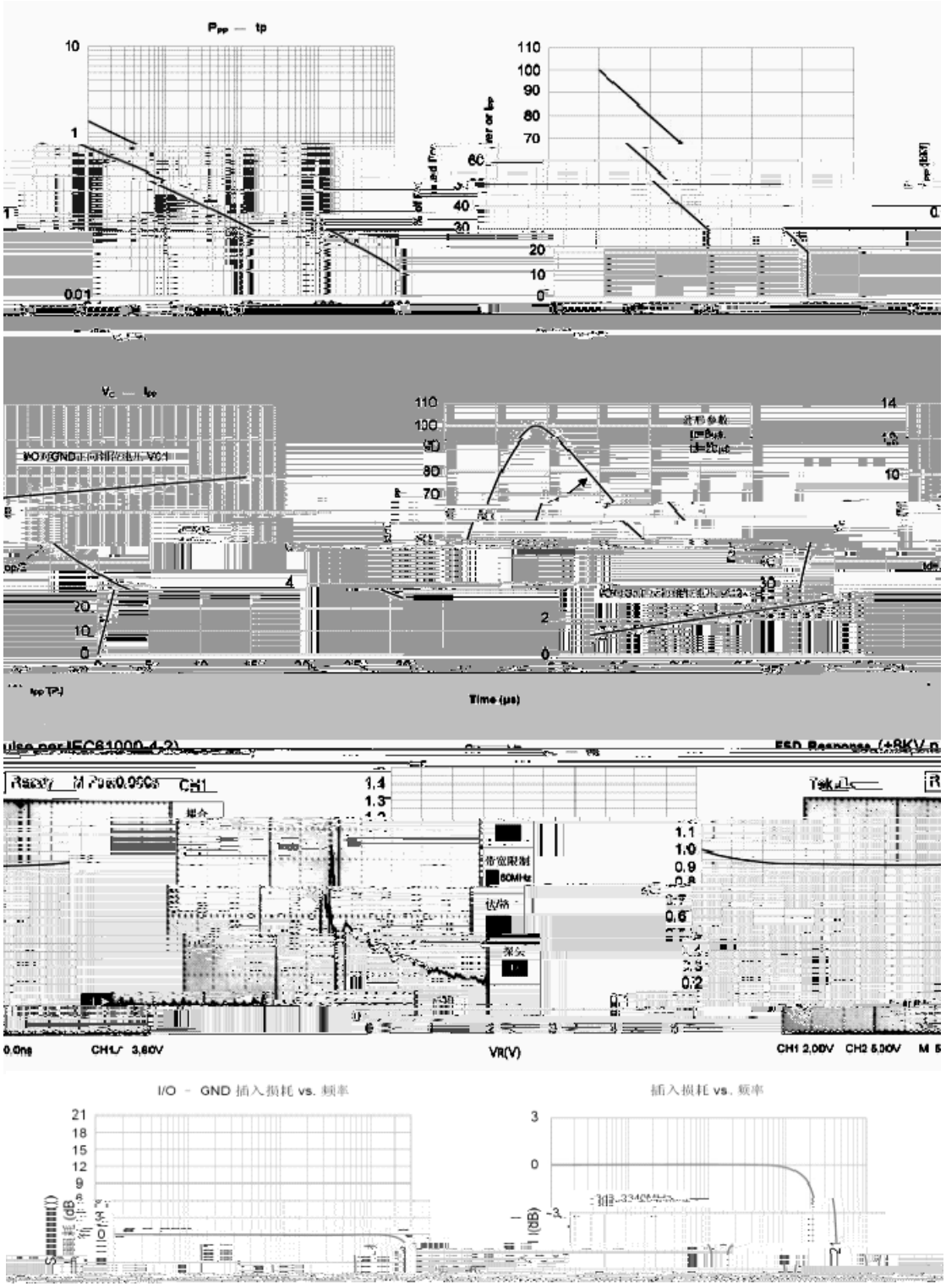

ᵘ ĖÒĻ ʃ / Package Dimensions

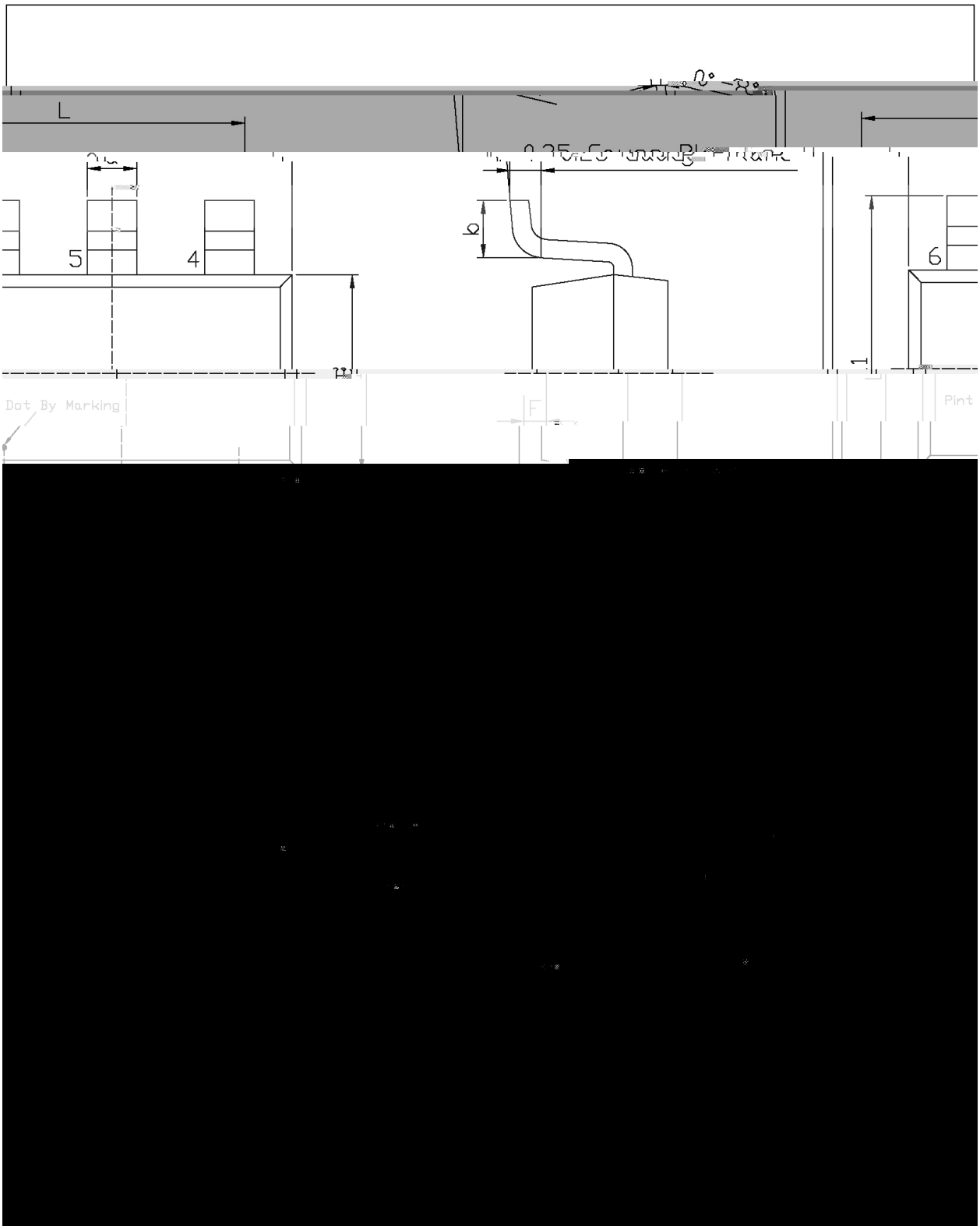

Ł. Ł'Ω / Marking Instructions

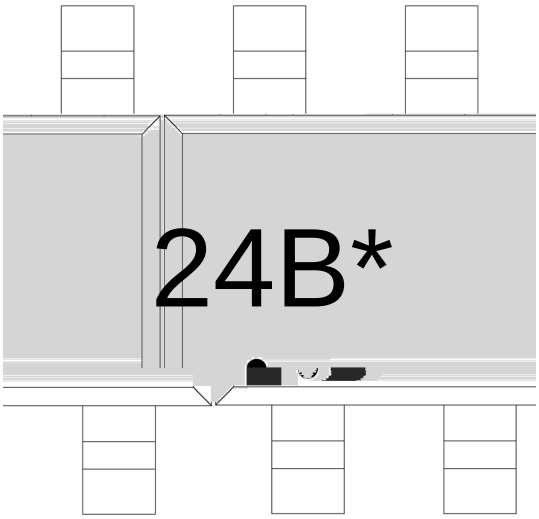

24B

*

Note:

24B: Product Type Code

*: Lot No. Code, code change with Lot No.

ŧħ ʃ ╗ ẘ ´E ⅵ ʃ (ᾠ ᴗ) / Whp shudwxuh Suriloh iru LU Uhior z Vroghulqj+Se0luhh,

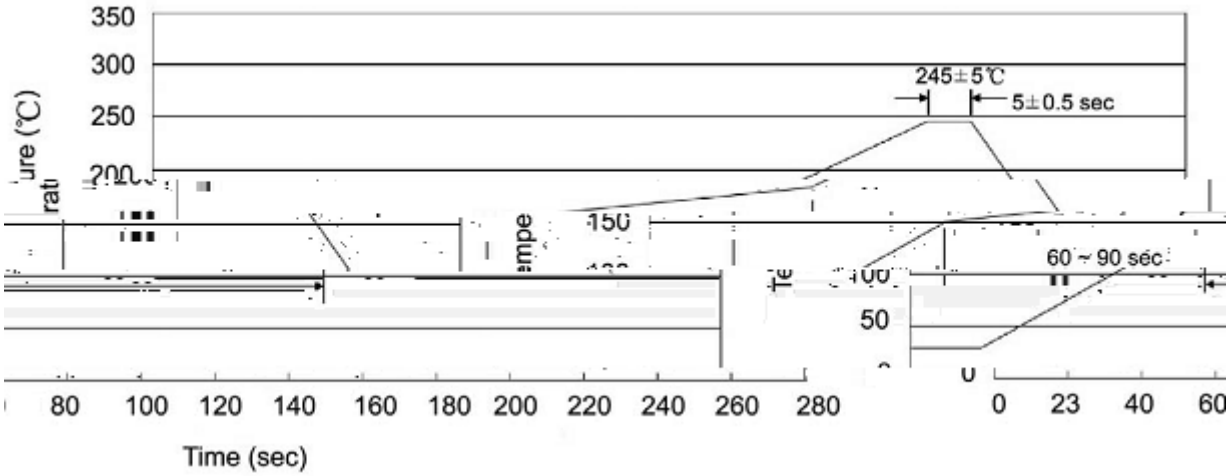

Note:

1 25 150 60 90sec;
2 245±5 5±0.5sec;
3 2 10 /sec.

1.Preheating:25~150 , Time:60~90sec.
2.Peak Temp.:245±5 , Duration:5±0.5sec.
3. Cooling Speed: 2~10 /sec.

⅃ ϋ ɑ ˉ ˋY Ţ / Resistance to Soldering Heat Test Conditions

260±5 10±1 sec. Temp.:260±5 Time:10±1 sec

ɒ ⊢ ⊂— / Packaging SPEC.

/ REEL

Package Type	Units					Dimension		(unit mm^3)

ä ɤ ʅ ̈Ω / Notices