/ Descriptions

WR0553I ṂṂ Ŀ ≠ g⁀ ǁ ˥

Schottky Diode in a TO-220F Plastic Package.

/ Features

Ḩ* ᵇ я ᴗ ı Ḩ ı ᾰ̈ Ὦ ı ᴀ ᾧ̃ ' ظ Φ

Low forward voltage drop,low power losses,High efficiency operation.

/ Applications

ᵀ̂ᵒ̂ᵒ̂ ᴀ ᵢ ᶠ̈ ψ ᴴ ı Ȁ ʜ ɔ ◊ ı ʎ ᶫ⁀ ǁ ˥ ı RU0lqj⁀ ǁ ˥ ı GF0GF ᶜ Ὦ ᴴ ᵓ ɔ – ɾ ᵇ ʒ ï

For use in high frequency inverters, switching power supplies, freewheeling diodes, OR-ing diode, dc-to-dc converters and reverse battery protection.

/ Equivalent Circuit

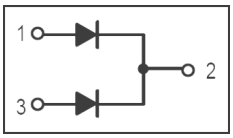

/ Pinning



PIN1 Anode PIN 2 Cathode PIN 3 Anode

/ h_{FE} Classifications & Marking

ȯ м ˥ ب ˝ See Marking Instructions.

v ̈Ω
Parameter

/ Electrical Characteristic Curve

IFSM

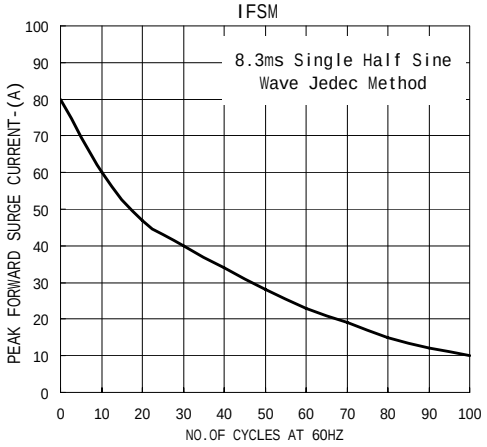

IR - VR

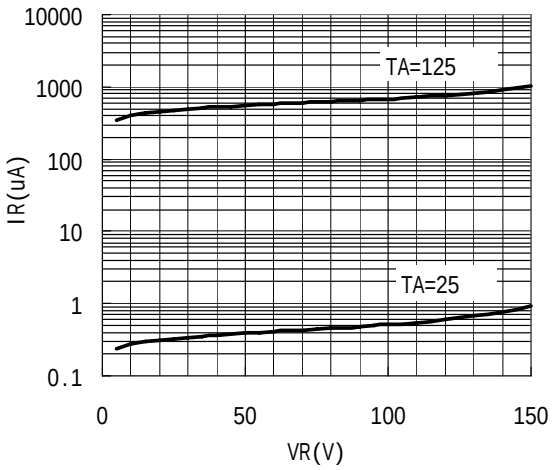

CJ - VR

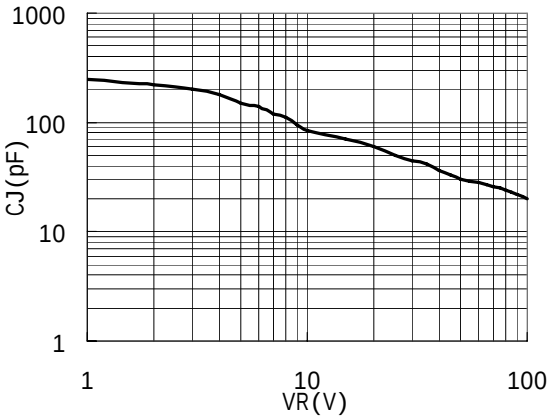

/ Package Dimensions

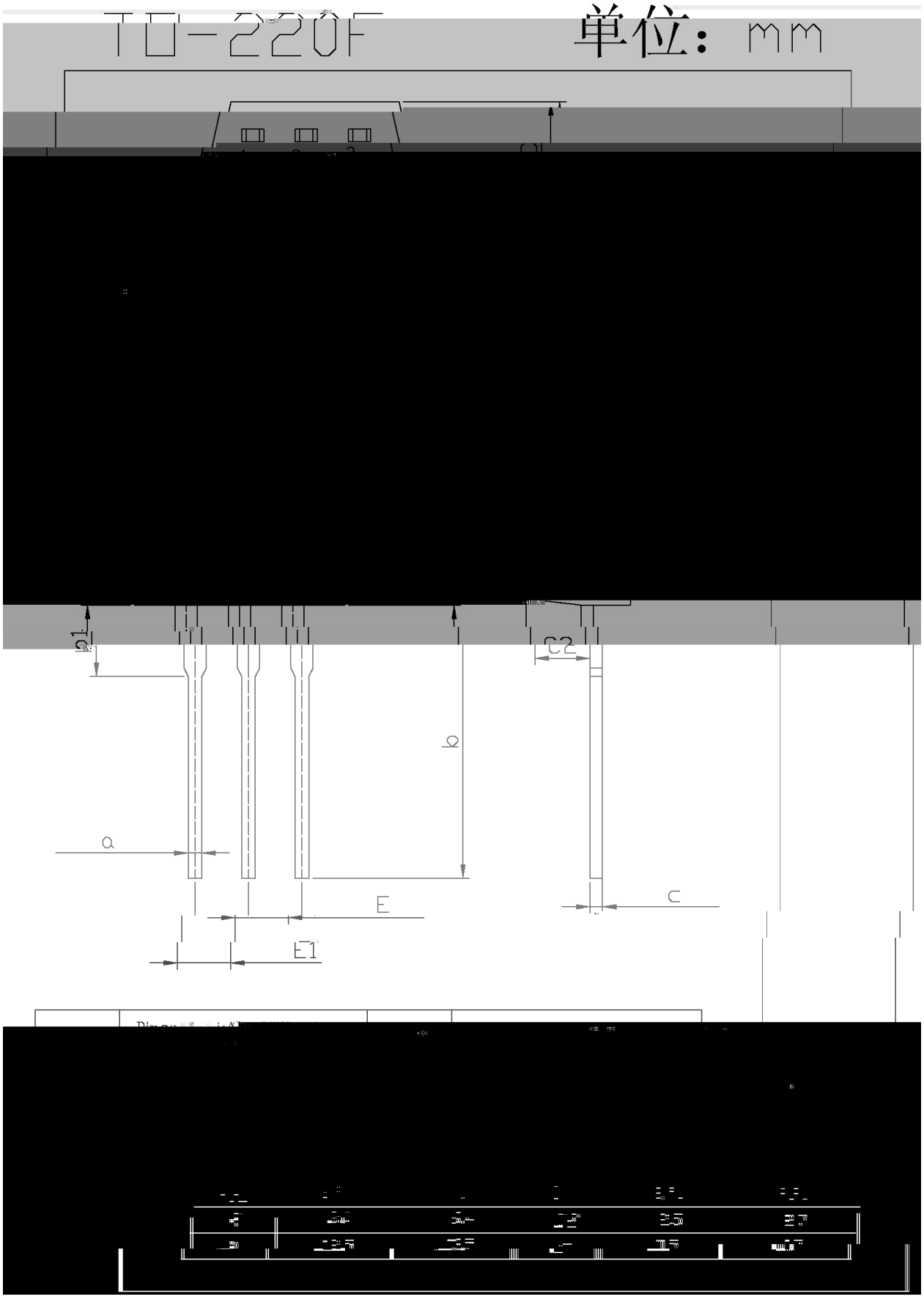

/ Marking Instructions

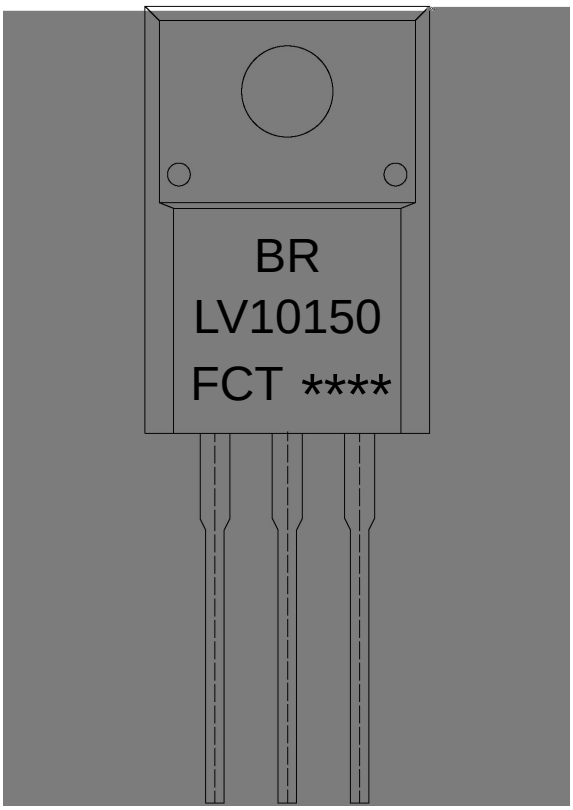

ب ˝ χ	
EU χ	ѭ ҂ И Ҧ
0Y43483 χ	ѭ ҂ N Ҧ
I=	ѭ Ṃ Ҍ Ҧ
FW=	ѭ ɲ ɯ̂ ɹ ‗
---- χ	ѭ ɨ ɾ ŋ̈ N Ҧ ɪ ɐ ɨ ɾ ŋ̈ N Ψ ק

Note:

BR:	Company Code
LV10150:	Product Type.
F:	Package Code
CT:	Internal Structure
****:	Lot No. Code, code change with Lot No.

( ) / Temperature Profile for Dip Soldering(Pb-Free)

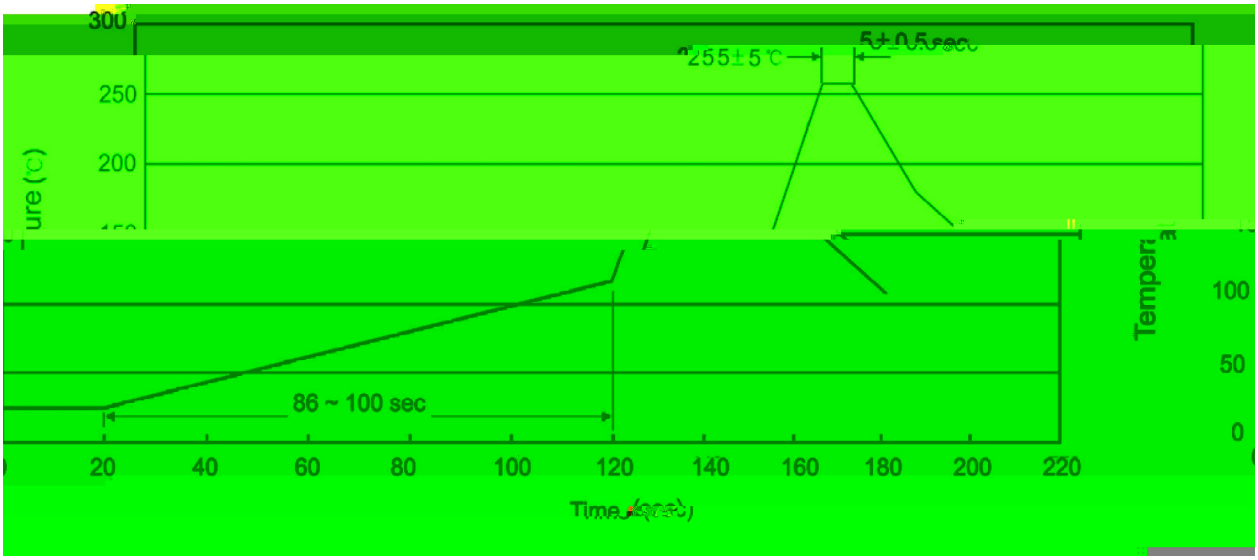

ب ˝ χ

1 ƚ ♬ □ ỷ 25 Ḱ 150 ɬ ı `H ڑ 60 Ḱ 90sec;

2 Š Ö □ ỷ 255 ° 5 ɬ ı `H ڑ ˈY ⺈ ⺮ 5 ° 0.5sec;

3 ì ˙ ⺈ ˛ ɔ ھ ỷ ⺮ 2 Ḱ 10 ɬ /sec.

Note:

1.Preheating:25~150 ɬ , Time:60~90sec.

2.Peak Temp.:255 ° 5 ɬ , Duration:5 ° 0.5sec.

3. Cooling Speed: 2~10 ɬ /sec.

/ Resistance to Soldering Heat Test Conditions

□ ỷ χ 270 ° 5 ɬ `H ڑ χ 10 ° 1 sec. Temp.:270±5 Time:10±1 sec

/ Packaging SPEC.

ˇΩ ţ ɣ ŁŁ / BULK

Package Type	Units					Dimension		(unit mm^3)

ˇ ⺈ ɣ ŁŁ / TUBE

Package Type	Units					Dimension		(unit mm^3)

/ Notices