/ Descriptions

Schottky Diode in a TO-252 Plastic Package.

/ Features

High Forward Surge Capability, Ultra Low Forward Voltage Drop, Excellent High Temperature Stability.

/ Applications

For use in low voltage, high frequency inverters, free wheeling, and polarity protection applications.

/ Equivalent Circuit

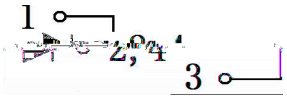

/ Pinning



PIN1 Anode PIN 2,4 Cathode PIN 3 Anode

/ h_{FE} Classifications & Marking

See Marking Instructions.

Parameter	Symbol	Rating	Unit
Peak Repetitive Reverse Voltage Working Peak Reverse Voltage DC Blocking Voltage	V_{RM} V_{RSM} V_{DC}	100	V
RMS Reverse Voltage	V_{RM}	70	V
Average forward rectified current	$I_{F(A}$	1×10	A
Non Repetitive Peak Surge Current	I_{FSM}	200	A
Thermal Resistance Junction to Case	R_{Jc}	2.0	/W
Junction and Storage Temperature Range	T_j T_{stg}	-55 +150	

Parameter

/ Electrical Characteristic Curve

IF - TC

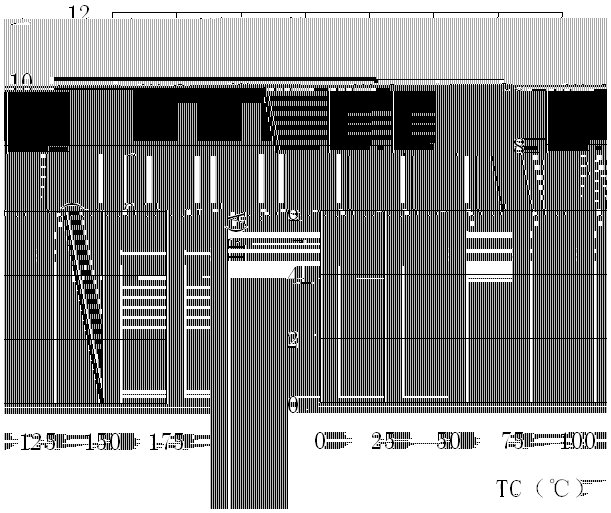

IFSM

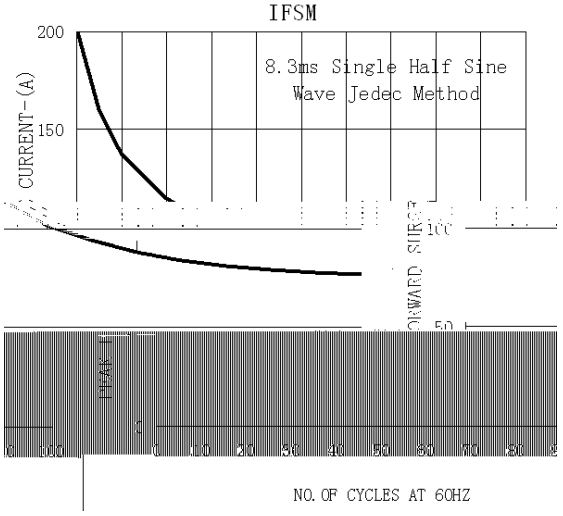

IF - VF

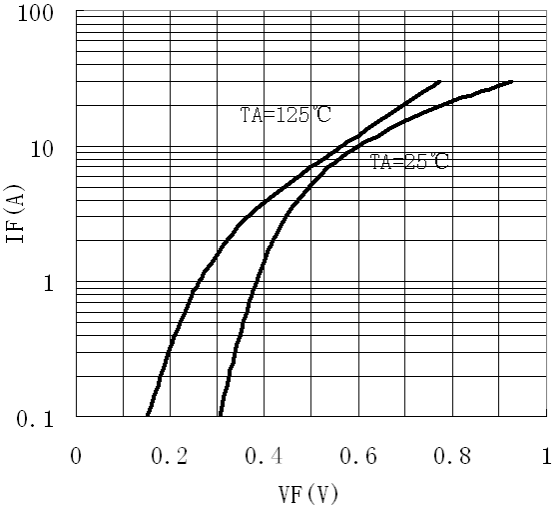

IR - VR

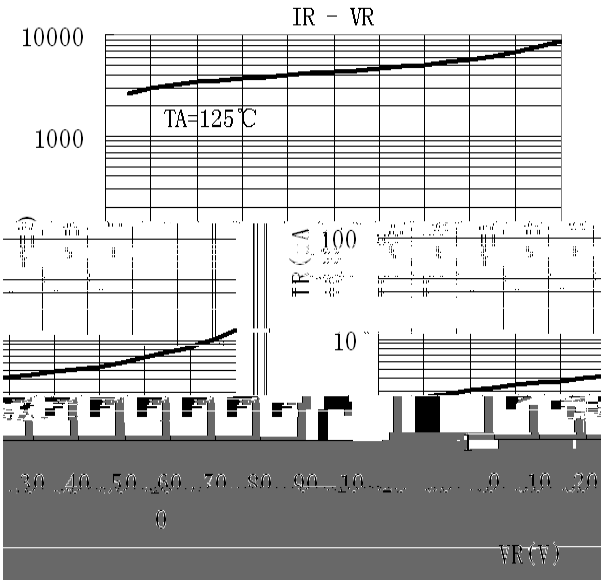

CJ - VR

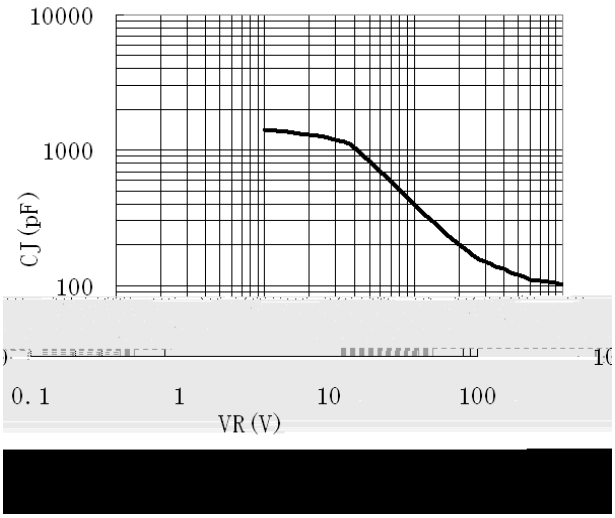

/ Package Dimensions



D1	5.10	5.50	K	

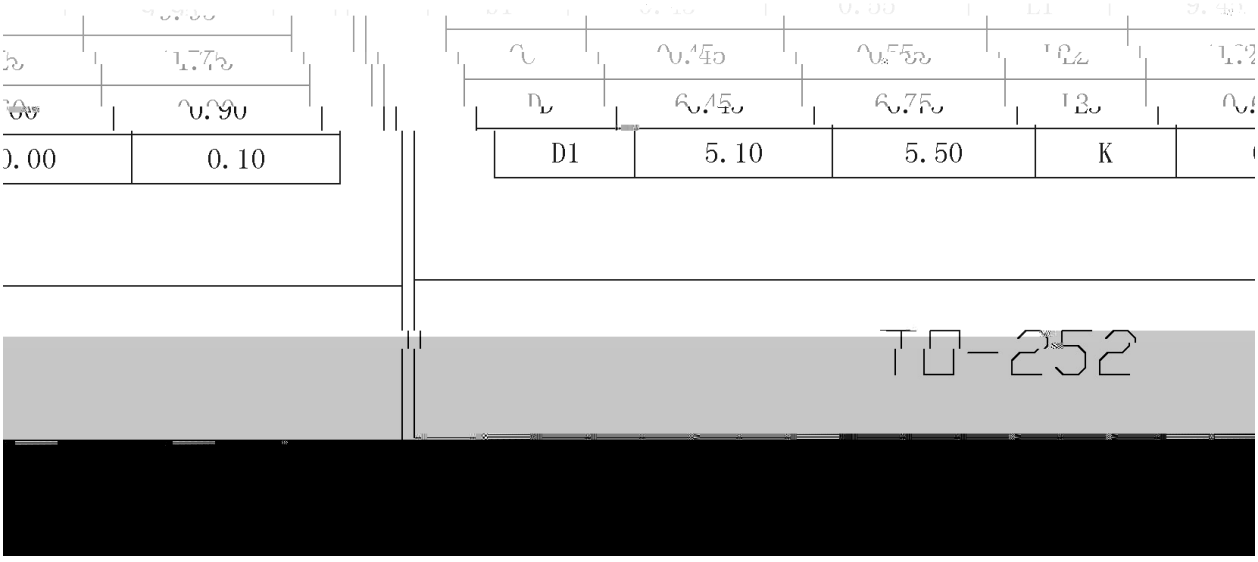

/ Marking Instructions

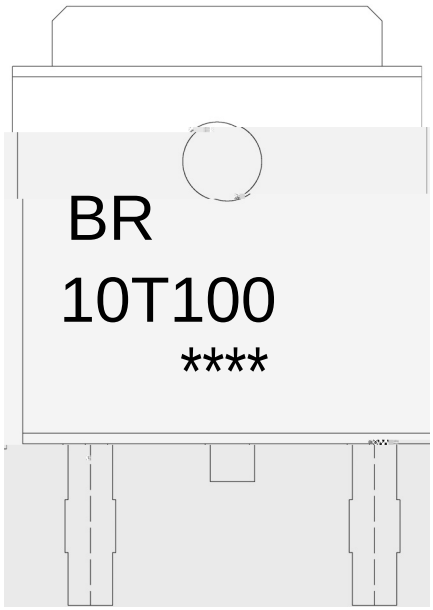

Note:

BR:	Company Code
10T100	Product Type Code.
****:	Lot No. Code, code change with Lot No.

( ) / Temperature Profile for IR Reflow Soldering(Pb-Free)

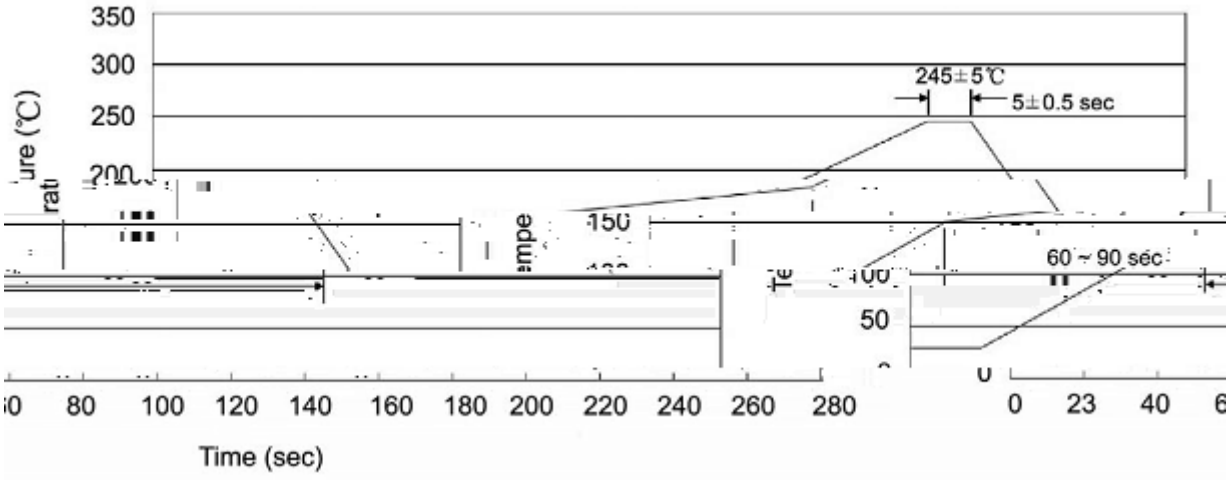

Note:

1 25 150 60 90sec;

1.Preheating:25~150 , Time:60~90sec.

2 245 5 5 0.5sec;

2.Peak Temp.:245 5 , Duration:5 0.5sec.

3 2 10 /sec.

3.