WR0553 ṂṂ Ŀ ≠ ᵍ⁀ ‖ ˥

Schottky Barrier Diode in a TO-220 Plastic Package.

Ḥ* ᵇ я ᴗ ı Ḥ ı ᾰ̈ Ω̣ ı ᴀ ω̣̃ ' ظ Φ

Low forward voltage drop,low power losses,High efficiency operation.

ᵀ̂ᵒ̂ᵒ̂ ᴀ ḷ ' گ̈ ψ ᴴ ı Ầ ʜ ɔ ◊ ı ᴧ ‖⁀ ‖ ˥ ı RU0lq j ⁀ ‖ ˥ ı GF0GF چ̈ Ω ᴴ ᴾ ɔ – ɾ ᵇ ʒ ï

For use in high frequency inverters, switching power supplies, freewheeling diodes,

OR-ing diode, dc-to-dc converters and reverse battery protection.

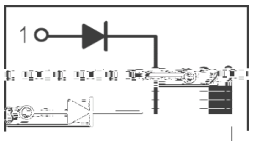



PIN1 χ Anode PIN 2 χ Cathode PIN 3 χ Anode

ð м ˥ ب ˝ See Marking Instructions.

v ̈Ω̣ Parameter	ɥ N Symbol	̈Ω̣Ö Rating	D Ɉ Unit
Peak Repetitive Reverse Voltage Working Peak Reverse Voltage DC Blocking Voltage	V_{RM} V_{RSM} V_{DC}	150	V
RMS Reverse Voltage	V_{RMS}	105	V
Average Rectified Forward Current	$I_{F(AV)}$	2 × 10	A
Non Repetitive Peak Surge Current	I_{FSM}	120	A
Thermal Resistance Junction to Case	$R_{\theta Jc}$	2.8	/W
Junction and Storage Temperature Range	T_j T_{stg}	-55 +150	

v ̈Ω̣ Parameter	ɥ N Symbol	⊥⊥ ;ǂ Ţ Test Conditions	ω̣ ṇ Ö Min	Ɛ ʒ Ö Typ	ω̣ ʑ Ö Max	D Ɉ Unit
Breakdown Reverse Voltage	V_{BR}	I_R=1mA(Ta=25)	150			V
		I_F =5A(Ta=25)				
Forward Voltage	V_F					



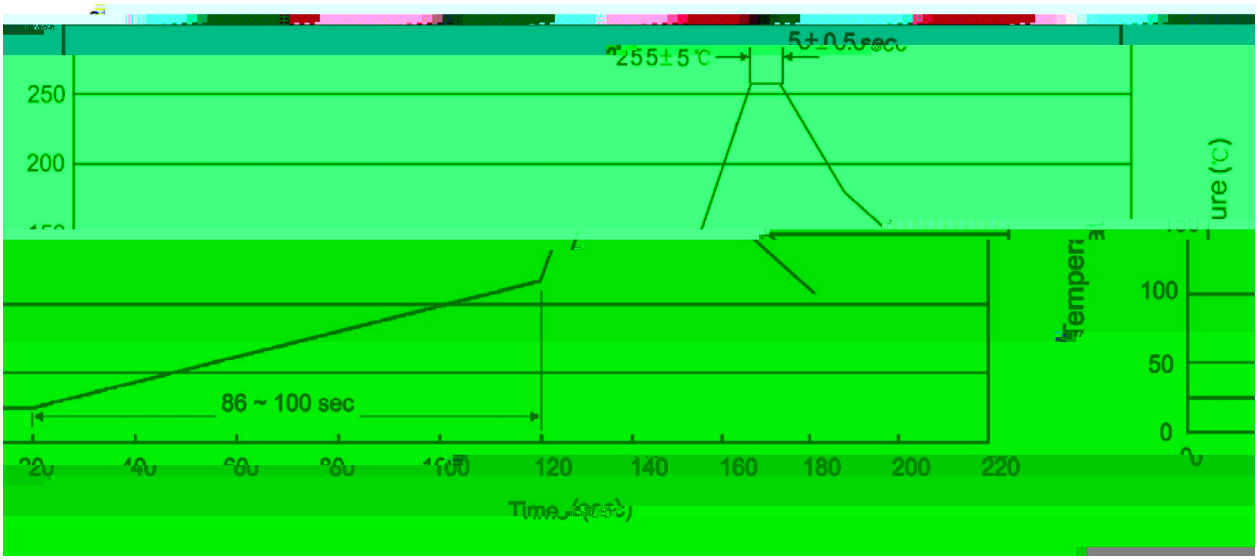

ب ˝ χ

1 ĺ ♬ □ ỷ 25 Ḱ 150 ɬ ı `H ڑ 60 Ḱ 90sec;

2 Š Ö □ ỷ 255 ° 5 ɬ ı `H ڑ ˋY ⺈ ⺮ 5 ° 0.5sec;

3 ì ˙ ⺈ ˛ ɔ ھ ỷ ⺮ 2 Ḱ 10 ɬ /sec.

Note:

1.Preheating:25~150 ɬ , Time:60~90sec.

2.Peak Temp.:255 ° 5 ɬ , Duration:5 ° 0.5sec.

3. Cooling Speed: 2~10 ɬ /sec.

□ ỷ χ 270 ° 5 ɬ `H ڑ χ 10 ° 1 sec. Temp.:270±5 Time:10±1 sec

ˋΩ ţ γ ŧ / BULK

Package Type	Units					Dimension (unit mm^3)		
	Units/Bag /	Bags/Inner Box /	Units/Inner Box /	Inner Boxes/Outer Box /	Units/Outer Box /	Bag	Inner Box	Outer Box
TO-220/F	200	10	2,000	5	10,000	135×190	237×172×102	560×245×195

˘ ˥ γ ŧ / TUBE

Package Type	Units					Dimension (unit mm^3)		
	Units/Tube /	Tubes/Inner Box /	Units/Inner Box /	Inner Boxes/Outer Box /	Units/Outer Box /	Tube	Inner Box	Outer Box
TO-220/F	50	20	1,000	5	5,000	532×31.4×5.5	555×164×50	575×290×180