/ Descriptions

TO-220

Schottky Barrier Diode in a TO-220 Plastic Package.

/ Features

Low forward voltage drop,low power losses,High efficiency operation.

/ Applications

OR-ing DC-DC

For use in high frequency inverters, switching power supplies, freewheeling diodes,OR-ing diode, dc-to-dc converters and reverse battery protection.

/ Equivalent Circuit

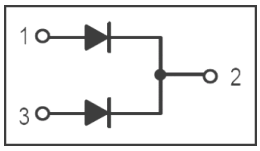

/ Pinning



PIN1 Anode PIN 2 Cathode PIN 3 Anode

/ h_{FE} Classifications & Marking

See Marking Instructions.

Parameter	Symbol	Rating	Unit
Peak Repetitive Reverse Voltage	V_{RRM}	60	V
Average Rectified Output Current	$I_{F(AV)}$	2 × 10	A
Non Repetitive Peak Surge Current	I_{FSM}	150	A
Thermal Resistance Junction to Case	$R_{\theta Jc}$	2.8	/W
Junction and Storage Temperature Range	T_j T_{stg}	-40 +150	

Parameter	Symbol	Test Conditions	Min	Typ	Max	Unit

/ Electrical Characteristic Curve

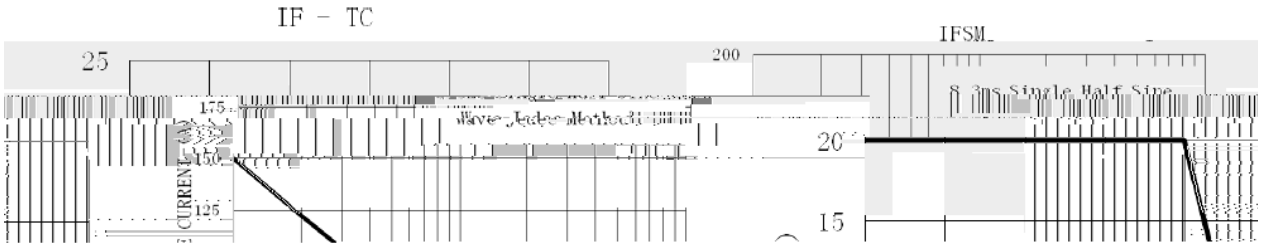

/ Package Dimensions

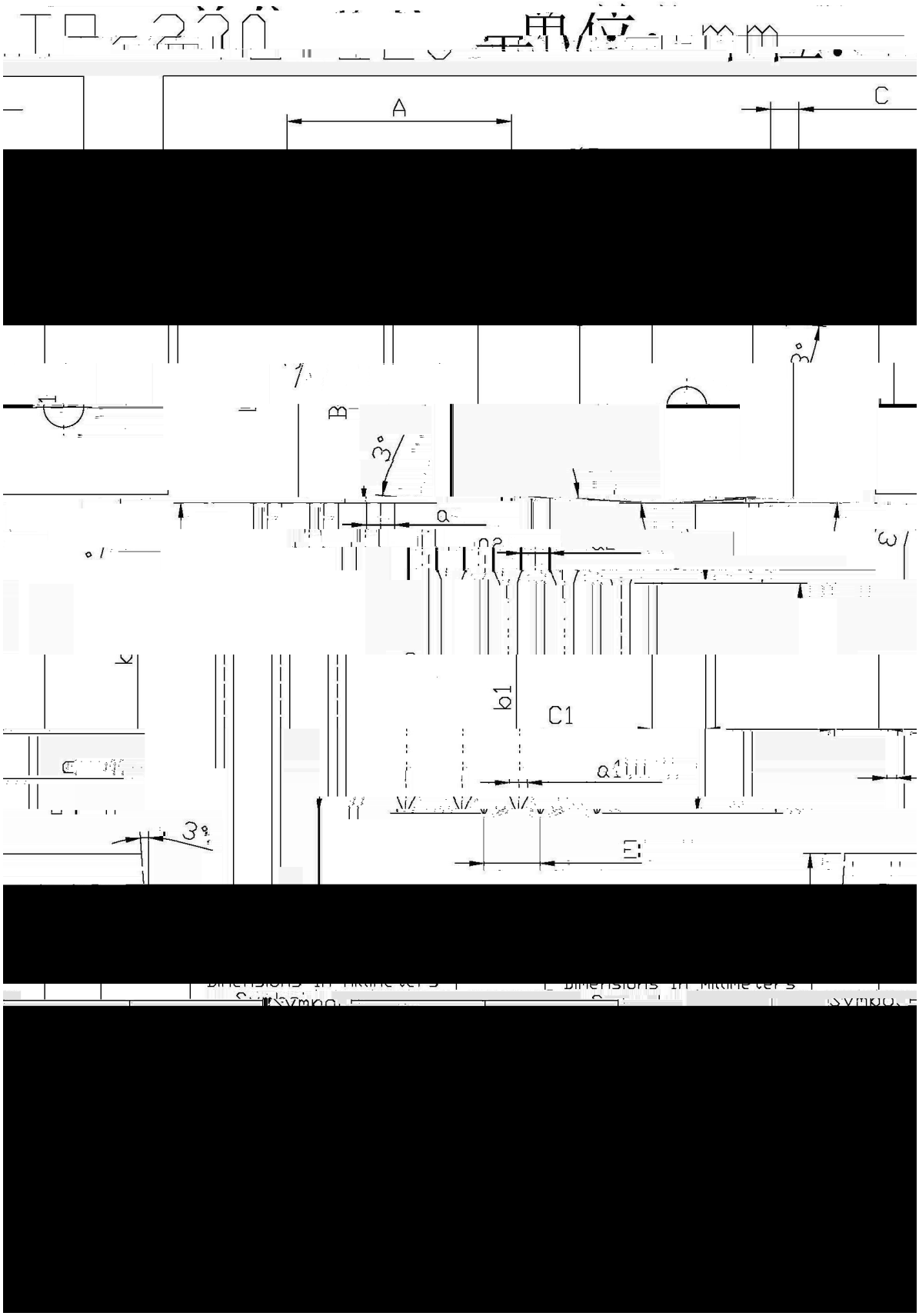

/ Marking Instructions

