TO-220

Schottky Barrier Diode in a TO-220 Plastic Package.

Low forward voltage drop,low power losses,High efficiency operation.

OR-ing DC-DC

For use in high frequency inverters, switching power supplies, freewheeling diodes, OR-ing diode, dc-to-dc converters and reverse battery protection.

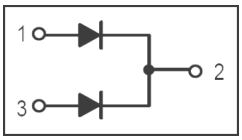



PIN1 Anode PIN 2 Cathode PIN 3 Anode

See Marking Instructions.

Parameter	Symbol	Rating	Unit
Peak Repetitive Reverse Voltage	V_{RRM}	45	V
Average Rectified Output Current	$I_{F(AV)}$	2 15	A
Non Repetitive Peak Surge Current	I_{FSM}	250	A
Thermal Resistance Junction to Case	R_{Jc}	2.8	/W
Junction and Storage Temperature Range	T_j T_{stg}	-40 +150	

Parameter	Symbol	Test Conditions	Min	Typ	Max	Unit
Breakdown Reverse Voltage	V_{BR}	I_R=1mA(Ta=25)	45			V
Forward Voltage	V_F	I_F =5A(Ta=25)		0.38	0.45	V
		I_F =15A(Ta=25)		0.48	0.55	V
		I_F =5A(Ta=125)		0.28	0.35	V
		I_F =15A(Ta=125)		0.45	0.50	V
Instantaneous Reverse Current	I_R Note 1	V_R=45V(Ta=25)			200	A
		V_R=45V(Ta=125)		40	100	mA

/Notes

1. /Short duration pulse test used to minimize self-heating effect.

2. / Unless otherwise noted, values for the parameters of a single chip


IF - TC
35
30
25
200
175
15
IFSM
300
275
250
225
150
125
100

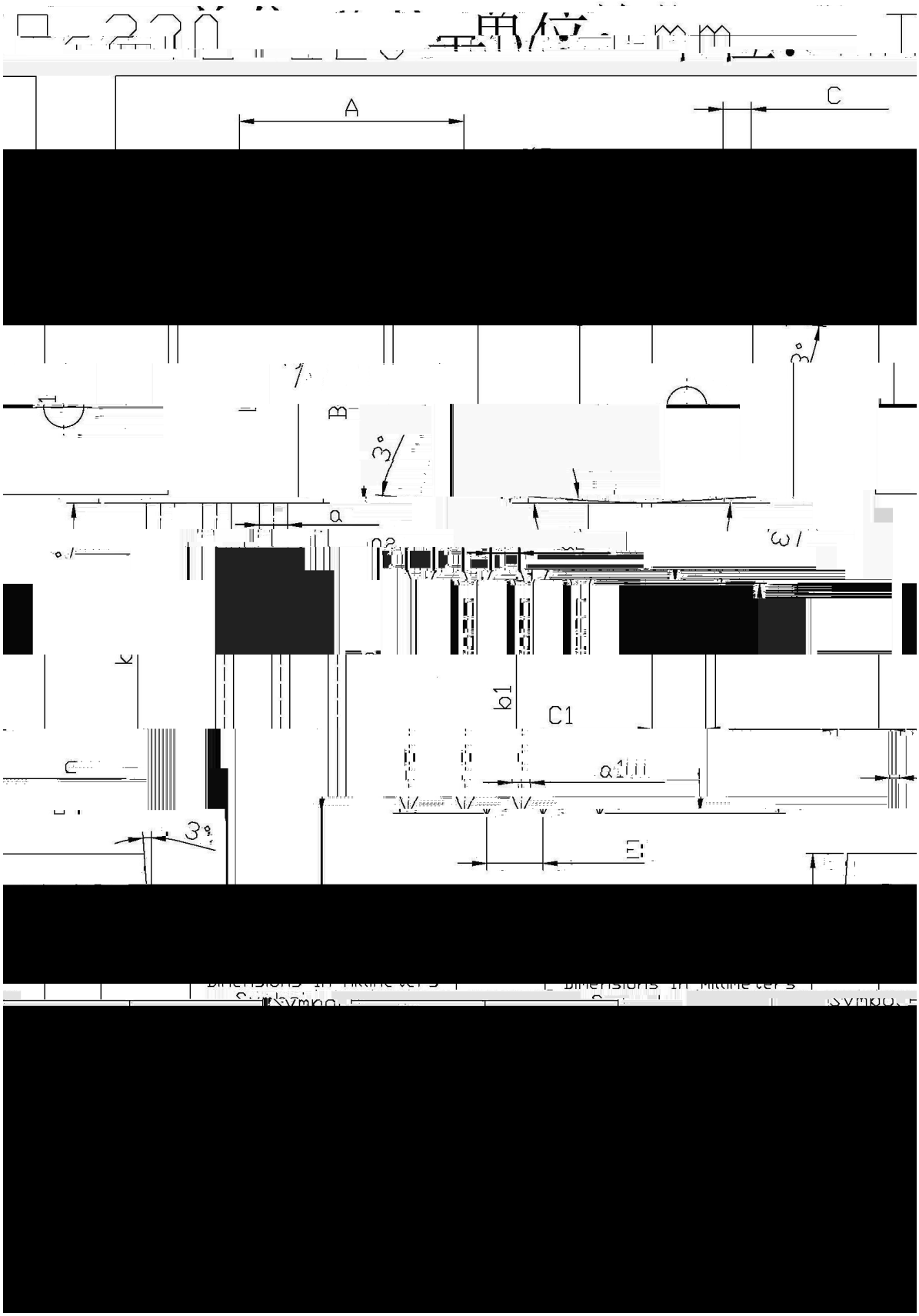
A
C
B
3°
a
b1
C1
a1
E
3°

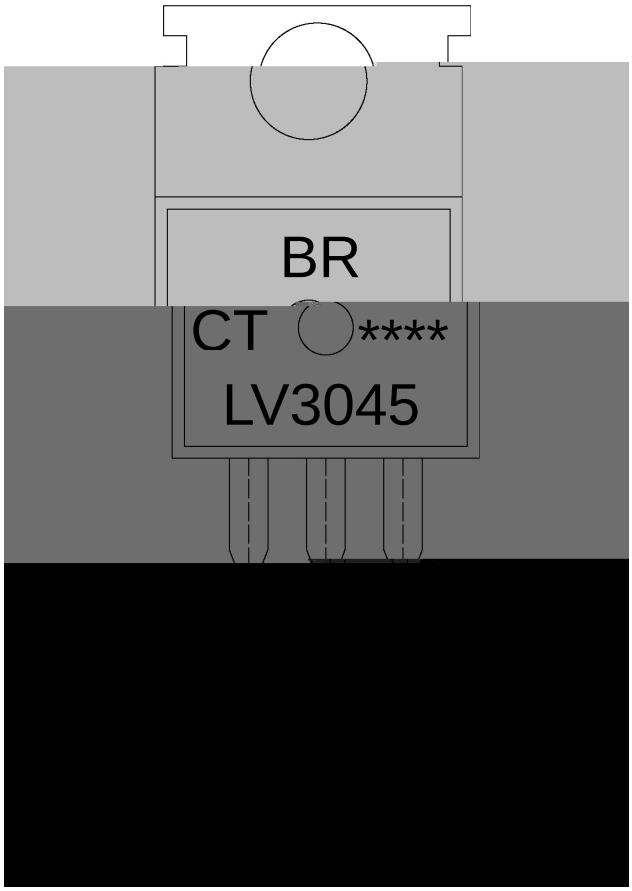

BR

LV3045

CT:

****

Note:

BR:	Company Code
LV3045	Product Type.
CT:	Internal Structure
****:	Lot No. Code, code change with Lot No.