MBR10200CT

Rev. H Oct.-2018

DATA SHEET

/ Descriptions

WR0553 ṂṂ Ŀ ≠ ɡ⁀ ‖ ˥

Schottky Barrier Diode in a TO-220 Plastic Package.

/ Features

ˇΩ ǟ Ḥ ı ᾧ ' ᴀ

Low power loss, high efficiency.

/ Applications

ᵀᶜ̂ᵒ̂ ᴀ ᵢ̣ Ḥ ᴙ ᶻ ɔ ᵡ ᵡ̣ ᵡ⁀ ‖ ˥ ı ᴧ ᵡ⁀ ‖ ˥ ı ʒ ï⁀ ‖ ˥

For use in low voltage, high frequency inverters, free wheeling, and polarity protection applications.



PIN1 Anode PIN 2 Cathode PIN 3 Anode

/ h_{FE} Classifications & Marking

ȯ ᴍ ˥ ب ˝ See Marking Instructions.

/ Absolute Maximum Ratings(Ta=25)

v Ώ Parameter	ɬ N Symbol	Ώ Ö Rating	D Ɉ Unit
Peak Repetitive Reverse Voltage	V_{RRM}	200	V
Peak Repetitive Forward Current	$I_{F(AV)}$	10	A
Average Rectified Forward Current	I_{FRM}	10	A
Non-Repetitive Peak Forward Surge Current	I_{FSM}	150	A
Repetitive Peak Reverse Surge Current	I_{RRM}	0.5	A
Thermal Resistance Junction to Case	$R_{\theta Jc}$	2.5	/W
Junction and Storage Temperature Range	T_j, T_{stg}	-55 150	

/ Electrical Characteristics(Ta=25)

v Ώ Parameter	ɬ N Symbol	⊥⊥ ;ɬ ʈ Test Conditions	ω ṇ Ö Min	Ɛ ʒ Ö Typ	ω ʑ Ö Max	D Ɉ Unit
Reverse Current Voltage	V_R		200			V
Forward Voltage	V_F	I_F=5A			0.99	V
		I_F=5A(Tc=125)			0.87	V
Instantaneous Reverse Current	I_R	V_R=200V			0.15	mA
		V_R=200V(Tc=125)			150	mA
Voltage Rate of Change	dv/dt				10000	V/μs

/ Electrical Characteristic Curve

IF - TC

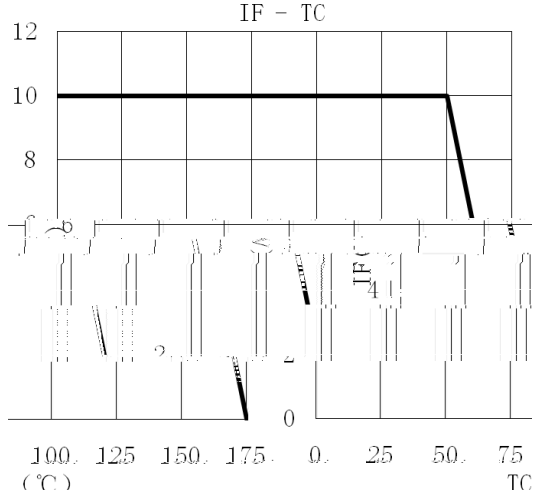

IFSM

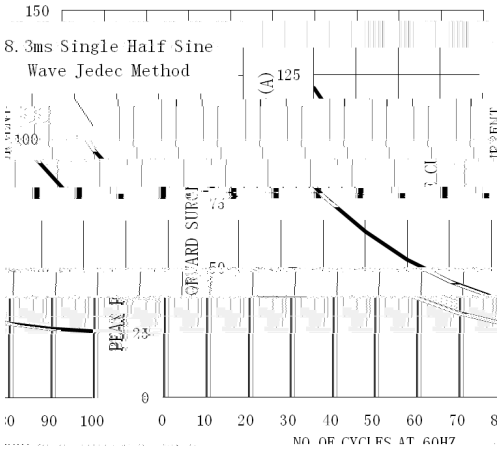

IF - VF

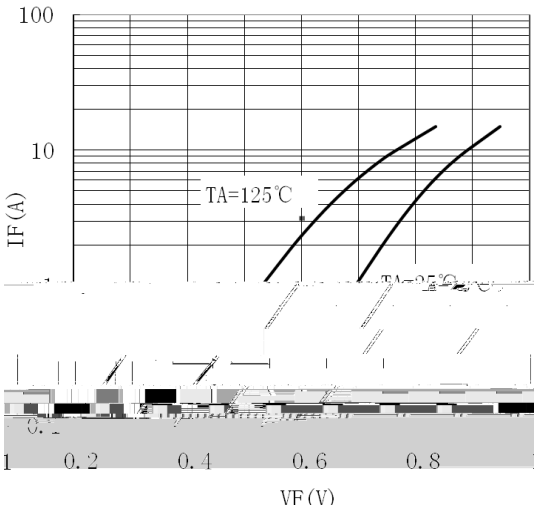



CJ - VR

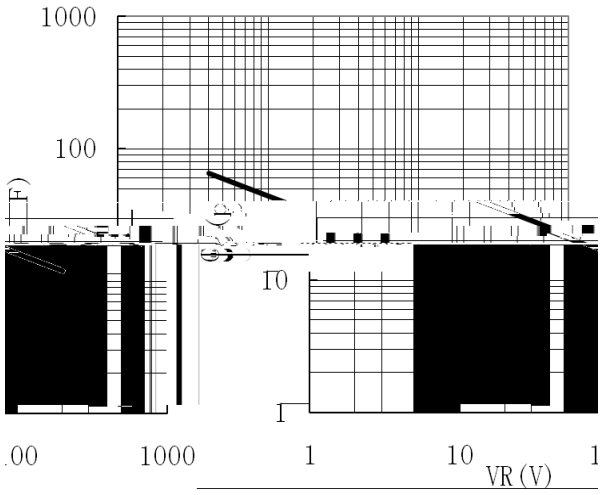

/ Package Dimensions

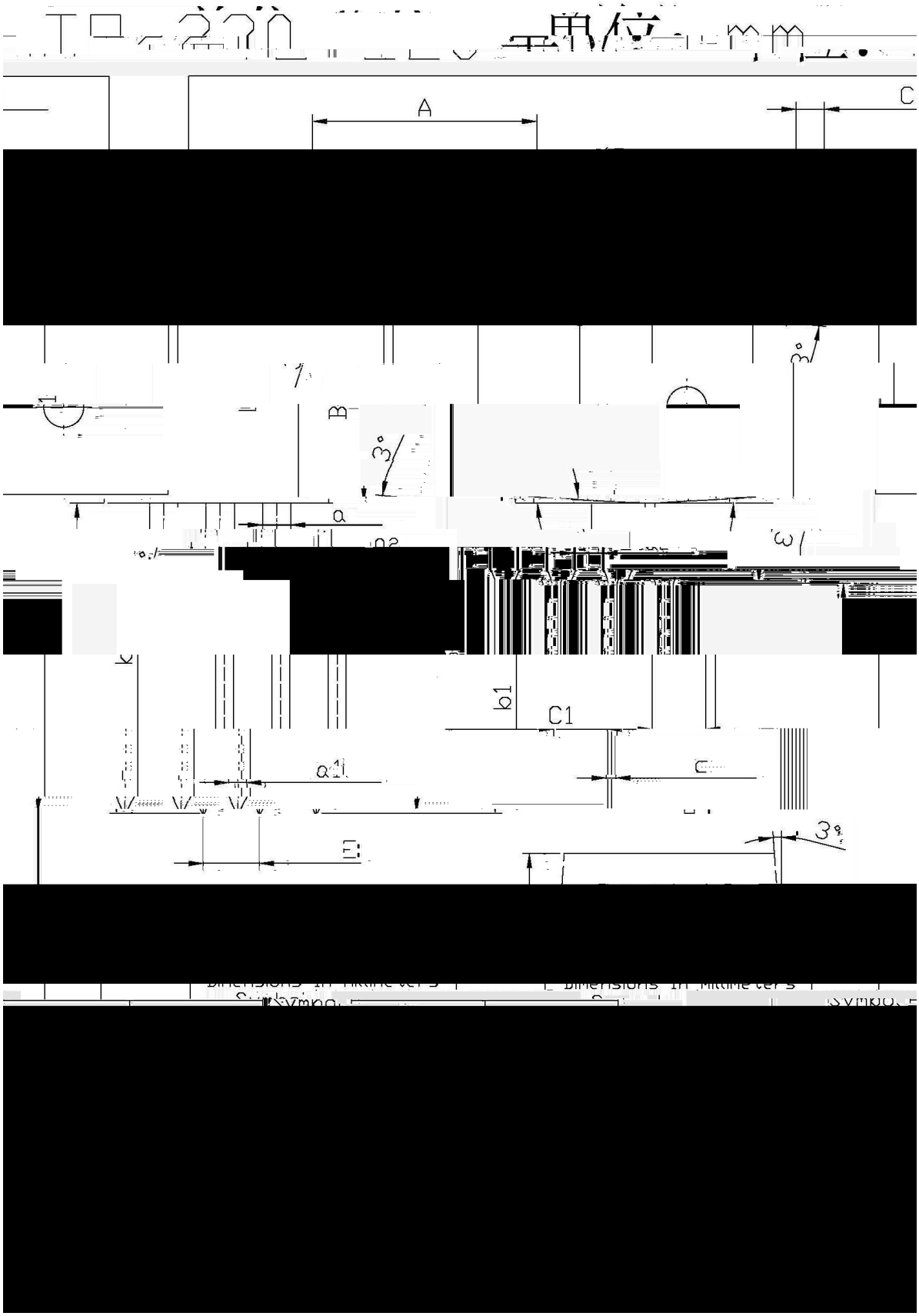

/ Marking Instructions

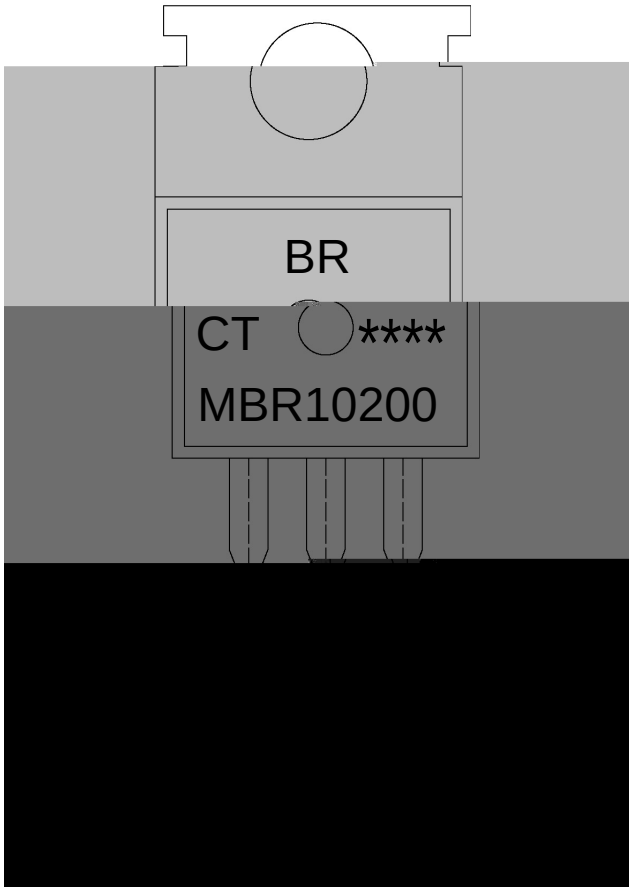

ب ˝ χ	
EU χ	⌘ ⅔ ᴵᴵ Ɱ
P EU43533 χ	⌘ ⁎ ᵝ ʒ ᴺ
FW=	⌘ ⅃ ᶣ ⅃ ⎓
---- χ	⌘ ⅃ ⁎ ŋ̈ ᴺ Ɱ ı ɐ ⅃ ⁎ ŋ̈ ᴺ ᴹ ᴾ

Note:

BR:	Company Code
MBR10200 χ	Product Type.
CT:	Internal Structure
****:	Lot No. Code, code change with Lot No.